



# DISCOVER THE SMART WAY OF MOUNTING

Quick, easy and reliable hold



# WELCOME TO A NEW WAY OF MOUNTING!



Finally realize all your mounting ideas – without using screws or nails.

Discover great adhesive solutions – from removable adhesive nails and adhesive screws to permanent mounting tapes and glues. The tesa® Smart Mounting System offers a solution for almost every mounting task. And the best thing: for almost every surface!



- Quick, easy, with reliable hold
- No additional tools needed
- No expert knowledge needed




## THE RIGHT SOLUTION FOR YOUR PROJECTS

### Textured surfaces

e.g. wallpaper, plaster

04



### Transparent surfaces

e.g. glass, acrylic glass, transparent plastic

10



### Smooth surfaces

e.g. tiles, veneer, plastic

16



### Solid surfaces

e.g. tiles, concrete, stone

22



TEXTURED

# SMART SOLUTIONS – NOW EVEN FOR TEXTURED SURFACES

They are sensitive and haven't allowed mounting with adhesive solutions so far: textured surfaces. But with the tesa® Smart Mounting System, it's finally possible to easily mount on wallpaper, plaster and many more. Give it a try!



Discover the first Adjustable Adhesive Nail from tesa®. For mounting objects with maximum flexibility.



## FINALLY MOUNT ON TEXTURED SURFACES! WITH THE ADVANCED THREE-LAYER tesa Powerstrips® TECHNOLOGY:

### What's new about it?

The three-layer structure! With one adhesive layer for the smooth holding device, a special adhesive layer for the textured wall and a foam layer in the middle. The foam layer makes the strip more flexible. By compensating the wall's uneven spots, it supports the adhesive to maximize the bonding area. The special adhesive layer for the wall is a more "liquid" one. It better flows into the very small unevennesses like pores and therefore also enlargens the bonding area for a strong holding power. All Adhesive Strips with tesa Powerstrips® Technology are easy to remove without a trace by pulling them off.




## THE tesa® ADJUSTABLE ADHESIVE NAIL: THAT'S HOW SMART A NAIL CAN BE.

It's super simple:

After sticking it on the three-layer Powerstrip® you can move the nailhead up or down until it's in the right position. Then just lock it with the red controller. Done!

For maximum flexibility and limitless applications.  
This is the new generation of mounting.



## EASY AND QUICK TO APPLY

Please read instruction leaflet before mounting.



1. Press Adhesive Strip onto the cleaned surface.



2. Remove foil.



3. Mount nail onto the strip.



4. Press nail firmly onto the strip.



5. Adjust controller if needed. Done!



6. Remove strip whenever you want.





# FOR MAXIMUM FLEXIBILITY ON TEXTURED SURFACES

Whatever your mounting project on textured surfaces such as **wallpaper or plaster** requires: just find the perfect solution for your ideas here and go for it!

## Removable Mounting solutions

### ADHESIVE STRIPS

- Available with a holding power of **0.5 kg or 1.0 kg** per strip\*
- Strip only for reuse of the Adhesive Nails for textured surfaces like wallpaper and plaster



### ADHESIVE NAILS

- Available with a holding power of **0.5 kg, 1.0 kg or 2.0 kg** per nail\*
- Perfect for mounting **pictures and decorative objects**
- Reusable with a new strip



### ADJUSTABLE ADHESIVE NAILS AND SCREWS

- Available with a holding power of **1.0 kg or 2.0 kg** per nail/screw\*
- **Height adjustable for straight alignment**
- Perfect for mounting pictures and decorative objects
- Best used to **align several pictures** next to each other
- Reusable with a new strip



## Removable Mounting solutions

### ADJUSTABLE ADHESIVE CANVAS NAILS

- Available with a holding power of **1.0 kg or 2.0 kg** per nail
- **Height adjustable for straight alignment**
- Perfect for mounting canvases and stretcher frames as its metal tip provides a safe hold
- Best used to align several canvases next to each other
- Reusable with a new strip



### DECO & CEILING

- Available with a holding power of up to **0.5 kg**
- Perfect for mounting decorative items like mobiles, garlands or light chains
- Reusable with a new strip



## Permanent Mounting solutions

### MOUNTING TAPES

- Available with **1.5 m** and **5 m** length
- Holds up to **10 kg/m**\*\*
- For textured and sensitive surfaces like wallpaper or plaster indoors



## FIND THE PERFECT PRODUCT FOR YOUR MOUNTING IDEAS ONLINE AT [tesa.com/SMS](https://tesa.com/SMS)

\*For optimal results, please read instruction leaflet. Holding power depends on surface strength.  
\*\*For optimal results a max. of 6 kg per application/ object is recommended. For objects with a thickness of up to 10 mm.

TRANSPARENT


# GREAT ON TRANSPARENT SURFACES – SMART ADHESIVE SOLUTIONS

Now decorating on transparent surfaces like glass or plastics is brilliantly easy: with great solutions for nearly invisible mounting of decorative objects of different size and weight like pictures, cards or festoons.



Discover the  
transparent tesa®  
Adhesive Hook.

Easily mount on  
transparent surfaces:  
with strong hold and  
nearly invisible.



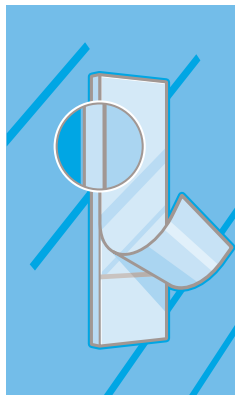
## HOW IS IT ALL POSSIBLE? WITH THE TRANSPARENT tesa Powerstrips® TECHNOLOGY:

The solution for all transparent surfaces.

The transparent tesa Powerstrips® are built of one adhesive layer that is perfectly suited for maximum holding.

Its proven high quality ensures almost invisible mounting on surfaces like e.g. glass.

All Adhesive Strips with tesa Powerstrips® Technology are easy to remove without a trace by pulling them off.



## EASY AND QUICK TO APPLY

Please read instruction leaflet before mounting.



1. Remove first side of the foil.



2. Mount Adhesive Strip onto the hook.



3. Remove second side of the foil.



4. Press hook firmly onto the cleaned surface.



5. Done!



6. Remove strip whenever you want.



# THE SMART SOLUTION FOR NEARLY INVISIBLE MOUNTING

Whatever your decoration or mounting project on transparent surfaces like **glass, acrylic glass** or **transparent plastic** requires: just find the perfect solution for your ideas here and go for it!

## Removable Mounting solutions

### ADHESIVE HOOKS

- For objects from **0.2 kg** to **1.0 kg** per hook\*: for example **garlands**, and **other decorative objects**
- Reusable with a new strip
- Limited UV-resistant



## Mounting solutions that are removable without a trace

### ADHESIVE STRIPS

- For objects from **0.2 kg** to **1.0 kg** per strip\*
- **Strip can also be used alone without hook**
  - Strip for reuse of the Adhesive Hook
  - Limited UV-resistant



### ADHESIVE PADS

- For **lightweight objects** like cards or notes\*
- For **short-term applications**
- Limited UV-resistant



## Permanent Mounting solutions

### MOUNTING TAPES

- Available with **1.5 m** and **5 m** length
- Holds up to **20 kg/m\*\***
- See-through



**FIND THE PERFECT PRODUCT FOR YOUR MOUNTING IDEAS ONLINE AT [tesa.com/SMS](https://www.tesa.com/SMS)**

\*For optimal results, please read instruction leaflet.

\*\*For optimal results a max. of 6 kg per application/object is recommended. For objects with a thickness of up to 10 mm.



# SMART ADHESIVE SOLUTIONS FOR SMOOTH SURFACES

Whether on tiles in the kitchen or in the bathroom: with our innovative products, you can mount so much more – with a self-adhesive solution instead of drilling or hammering. Now even non-flat-backed objects like for example wall clocks, key boxes, spice racks or pinboards. Reliable hold can be that easy!



Discover the  
**tesa® Adjustable  
Adhesive Nail.**

Easily mount on  
smooth surfaces  
with strong hold.

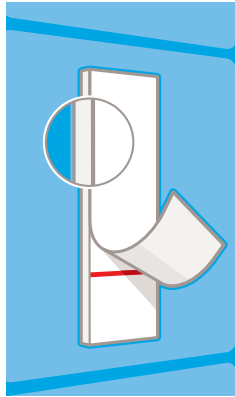


## THE TECHNOLOGY THAT MAKES IT ALL POSSIBLE. THE STANDARD tesa Powerstrips® TECHNOLOGY:

The solution for all smooth surfaces.

The standard tesa Powerstrips® are built of one adhesive layer that is perfectly suited for maximum holding power on smooth and solid surfaces.


All Adhesive Strips with tesa Powerstrips® Technology are easy to remove without a trace by pulling them off.



## THE tesa® ADJUSTABLE ADHESIVE SCREW:

For the perfect mounting of objects with a predrilled fixation hole – for example a shadowbox or many pinboards – the Adjustable Adhesive Screw offers you a great and flexible solution.

Just adjust to the height you want, hang up the object and lock it with the screw's nut.



## EASY AND QUICK TO APPLY

Please read instruction leaflet before mounting.



1. Clean the surface.



2. Stick Adhesive Strip onto the surface and remove foil.



3. Mount the screw onto the strip.



4. Press screw firmly onto the strip.



5. Adjust. Done!



6. Remove strip and screw whenever you want.



# DISCOVER WHAT'S POSSIBLE ON SMOOTH SURFACES

Whatever your mounting project on smooth surfaces like **tiles**, **veneer** or **plastic** requires: just find the perfect solution for your ideas here and go for it!

## Removable Mounting solutions

### ADHESIVE NAILS

- Available with a holding power of **2 kg**, **3 kg** or **4 kg** per nail\*
- Reusable with a new strip
- **For hanging decorative objects and kitchen utensils on smooth and solid surfaces like tiles and metal**



## Mounting solutions that are removable without a trace

### ADJUSTABLE ADHESIVE NAILS AND SCREWS

- Available with a holding power of **3 kg** or **4 kg** per nail/screw\*
- **Height adjustable for straight alignment of objects**
- Reusable with a new strip
- **For hanging and aligning objects like kitchen utensils on smooth and solid surfaces like tiles and metal**



### ADHESIVE STRIPS

- Available with a holding power of **2 kg** or **3 kg** per strip\*
- **Strip can also be used alone without a nail**
- Strip for reuse of the Adhesive Nail for tiles and metal



## Permanent Mounting solutions

### MOUNTING TAPE

- Available with **1.5 m** and **5 m** length
- Holds up to **100 kg/m\*\***



### MOUNTING TAPE, WATER-RESISTANT

- Available with **1.5 m** and **5 m** length
- Suitable for damp rooms like **bathrooms\***
- Specially suitable **for mirrors and objects up to 4 mm thickness**



**FIND THE PERFECT PRODUCT  
FOR YOUR MOUNTING IDEAS  
ONLINE AT [tesa.com/SMS](https://www.tesa.com/SMS)**

\*For optimal results, please read instruction leaflet.  
\*\*For optimal results a max. of 6 kg per application/object is recommended. For objects with a thickness of up to 10 mm.



SOLID

# INNOVATIVE AND RELIABLE – SMART SOLUTIONS FOR SOLID SURFACES

It's not a dream, it's true: for the first time you can mount on rough surfaces like wooden walls without using tools. Even outdoors! With little effort and strong hold – it's simply better than drilling.



Discover the tesa® Adhesive Screws.

The perfect solution for mounting objects indoors and outdoors.







## SOLID

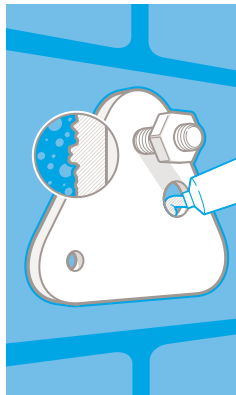
# THIS IS HOW IT WORKS: THE GROUNDBREAKING POWER.KIT-TECHNOLOGY:

The solution for solid surfaces – even outdoors.

Forget about drilling – with this patented technology consisting of two components:

1. The liquid adhesive for extra strong hold.
2. The air-permeable copper plate.

The copper plate contains millions of tiny copper balls that make the plate air-permeable. So after fixing the plate on the surface and filling in the liquid adhesive, the glue reacts with the air's humidity and can perfectly dry and harden all over – for an extra strong hold, even outdoors.




## THE tesa® ADHESIVE SCREWS:

The new tesa® Adhesive Screws are easy to use and available in different shapes for different applications.

They are a reliable solution for mounting objects indoors and outdoors – especially on walls with modern insulants that allow no drilling.

With its triangel shape, the adapter is perfect for invisible mounting of objects.



# EASY AND QUICK TO APPLY

Please read instruction leaflet before mounting.



1. Remove the foil.



2. Press the screw onto the cleaned surface.




3. Fill in the liquid adhesive and let it dry for 12 hours.



4. Put on covering. Done!



5. Mount your object.



6. Remove the screw whenever you want.





SOLID

# HANDY SOLUTIONS FOR MOUNTING EVEN OUTDOORS

Whatever your mounting project on solid surfaces like tiles, concrete and stone requires: just find the perfect solution for your ideas here and go for it!

## Removable Mounting solutions

### ADHESIVE SCREW TRIANGLE

- Available with a holding power of **2.5 kg, 5 kg or 10 kg** per screw\*
- **Alignable to invisibly hide behind the object**
- Removable from firm surfaces
- Suitable for indoor and outdoor use



### ADHESIVE SCREW RECTANGULAR

- Available with a holding power of **2.5 kg, 5 kg or 10 kg** per screw\*
- **Alignable to invisibly hide behind the object**
- Removable from firm surfaces
- Suitable for indoor and outdoor use



### ADHESIVE SCREW ROUND

- Available with a holding power of **2.5 kg, 5 kg or 10 kg** per screw\*
- **With design cover for visible applications**
- Removable from firm surfaces
- Suitable for indoor and outdoor use



## Permanent Mounting solutions

### MOUNTING TAPES

- Available with **1.5 m** and **5 m** length
- Holds up to **10 kg/m\*\***
- Ideal for outdoor applications\*



**FIND THE PERFECT PRODUCT FOR YOUR MOUNTING IDEAS ONLINE AT [tesa.com/SMS](https://tesa.com/SMS)**

\*For optimal results, please read instruction leaflet.

\*\*For optimal results a max. of 6 kg per application/object is recommended. For objects with a thickness of up to 10 mm.

# GO CREATE! GREAT IDEAS FOR YOUR HOME



FIND MORE INSPIRING IDEAS  
ON [tesa.com](https://www.tesa.com)



# FIND THE PERFECT PRODUCT FOR YOUR MOUNTING IDEAS

TRANSPARENT

ADHESIVE STRIPS  
REMOVABLE



ADHESIVE HOOKS  
REMOVABLE



ADHESIVE PADS  
REMOVABLE



MOUNTING TAPES AND GLUE  
PERMANENT



TEXTURED

ADHESIVE STRIPS  
REMOVABLE



ADHESIVE NAILS  
REMOVABLE



ADJUSTABLE ADHESIVE NAILS & SCREWS  
REMOVABLE



ADHESIVE HOOKS  
REMOVABLE



MOUNTING TAPES AND GLUE  
PERMANENT



SMOOTH

ADHESIVE STRIPS  
REMOVABLE



ADHESIVE NAILS  
REMOVABLE



ADJUSTABLE ADHESIVE NAILS & SCREWS  
REMOVABLE



MOUNTING TAPES AND GLUE  
WATER-RESISTANT/PERMANENT



SOLID

ADHESIVE SCREWS  
REMOVABLE



MOUNTING TAPES AND GLUE  
PERMANENT







tesa SE  
Hugo-Kirchberg-Strasse 1  
22848 Nordstedt  
Germany

T: +49 (0)40 88899 - 0  
F: +49 (0)40 88899 - 6060

E: [info@tesa.de](mailto:info@tesa.de)  
W: [www.tesa.de](http://www.tesa.de)

[tesa.com](http://tesa.com)