

A young man with a nose ring, wearing a black bicycle helmet and a grey long-sleeved shirt, is smiling while looking at his smartphone. He is sitting on a bicycle, with the handlebars and front fork visible. The background is a blurred outdoor setting with trees and sunlight filtering through the leaves.

Adhesive tape  
solutions for  
consumer electronics

Enabling the future of consumer electronic devices

# About us



## Qualified experience and individual support

As a leading adhesive manufacturer in the electronics industry, we offer a wide range of customized adhesive tapes for smartphones, tablets, and other electronic devices. We work continuously to develop new products to better serve you and your customers in this fast-moving and innovative industry.

You and your suppliers are our priority. Our team of experts – from sales offices, R&D centers, and manufacturing facilities – is available globally to support you locally. In particular, our Customer Solution Center with its technical experts is there to offer you the individual support you need. Our state-of-the-art facility with extensive equipment is at your disposal to find the adhesive solution for your needs.

# Contents

<b>Introduction</b>	
Your complete partner	4
Tapes for your success	6 – 11
Our commitment to sustainability	12 – 13
<b>Mounting solutions</b>	
<b>Structural bonding solutions 14</b>	
Heat-activated films	14 – 15
Low-temperature reactive films	14 – 15
Light-curing tapes	14 – 15
<b>Bond &amp; Detach® 16</b>	
Stretch-release tapes	16 – 17
<b>Foam tapes 18</b>	
Acrylic foam tapes	18 – 19
PE foam tapes	20 – 21
<b>Double-sided film tapes 22</b>	
High performance profile	22 – 23
Specialized performance profile	24 – 25
Balanced performance profile	26 – 27
<b>Functional solutions</b>	
<b>Covering tapes 28</b>	
Covering tapes	28 – 29
<b>Electrically conductive solutions 30</b>	
Double-sided electrically conductive tapes	30 – 31
Single-sided electrically conductive tapes	32 – 33
Single-sided electrically conductive foam tapes	34 – 35
<b>Thermal management tapes 36</b>	
Thermal management tapes	36 – 37
<b>Display lamination solutions</b>	
<b>Optically clear adhesive tapes 38</b>	
Optically clear adhesive tapes	38 – 41
<b>Global presence – Contacts 42 – 43</b>	

# Your complete partner

## Solutions that go beyond tape


Every project comes with new and individual challenges. We overcome these challenges by partnering with you to create unique and specialized products that meet and exceed your customers' expectations. Our capability goes beyond tape, as we also offer a comprehensive technical product package.



### Our labs and technical experts

With our extensive experience in adhesive technology, we have developed a large portfolio of adhesive products for electronics applications.

Our technical experts will support you throughout your entire product development process and help you find the optimal solution for your requirements.




### Finite Element Analysis (FEA)

FEA is a critical tool in the design and optimization of products, allowing engineers to predict the behavior of materials and components under various conditions. At tesa, we have developed significant expertise in material modeling and FEA. This enables us to offer our customers detailed virtual insights into the performance of our adhesive solutions.

Our FEA capabilities extend across a wide range of applications, where we support our customers in stress analysis, thermal simulations, and dynamic modeling. Using accurate predictions will help optimize product designs, reduce costs, and enhance reliability. We leverage state-of-the-art and advanced modeling techniques to deliver precise simulations that reflect real-world conditions.

By integrating FEA into your development process, you can ensure that our adhesive tapes meet the highest standards of performance and durability in your applications.

If you are interested in material modeling and FEA, please contact our sales representative.



### On-site support

We provide individual project support backed up by application engineers and research and development resources. Our technical experts in our Customer Solution Center offer on-site support and evaluation of your individual application under laboratory conditions.



### Contact us

Our local experts and engineers are just a phone call away to support you with:

- Process-simulation studies
- Assistance at your manufacturing site
- State-of-the-art testing equipment
- Tests under a wide range of environmental conditions
- Customized tests with customer substrates

Contact us and benefit from a strong partnership.

# Tapes for your success

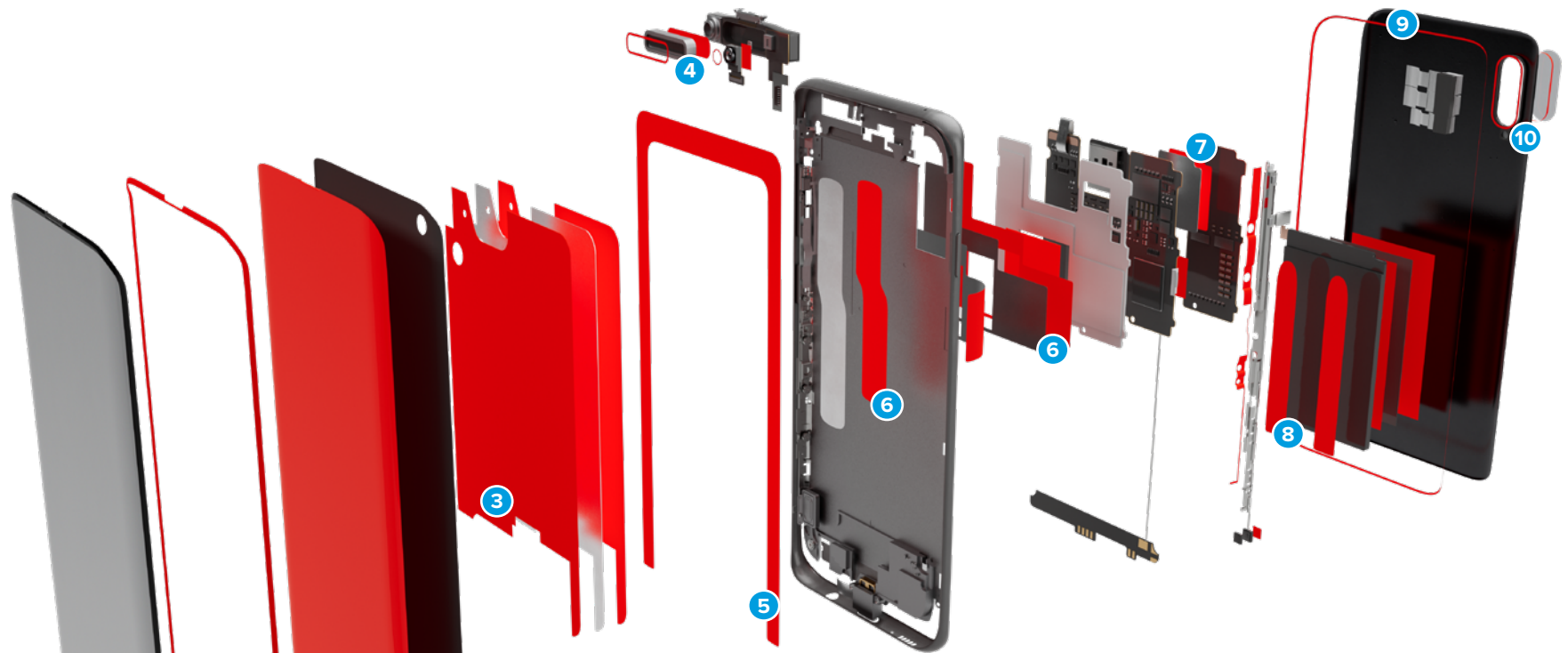
## Comprehensive tape solutions for electronic devices

Our extensive expertise in tape application within the electronics sector empowers us to provide exceptional support and guidance in selecting the finest tape solutions for your needs.

We are committed to enhancing your product development from start to finish. By prioritizing your needs and those of your suppliers, we ensure personalized and dedicated service. Our mastery in tape applications equips us to offer you the best in adhesive tape solutions, staying abreast of the latest innovations and market technologies in electronics. This enables us to supply a diverse array of specially designed adhesive tapes for smartphones, tablets, and other electronic devices.



## Tapes for your success – Smartphones



1 Cover glass frame mounting

2 Display lamination

3 Display cushioning and shielding

4 Component mounting

5 Display bottom mounting

6 Thermal management

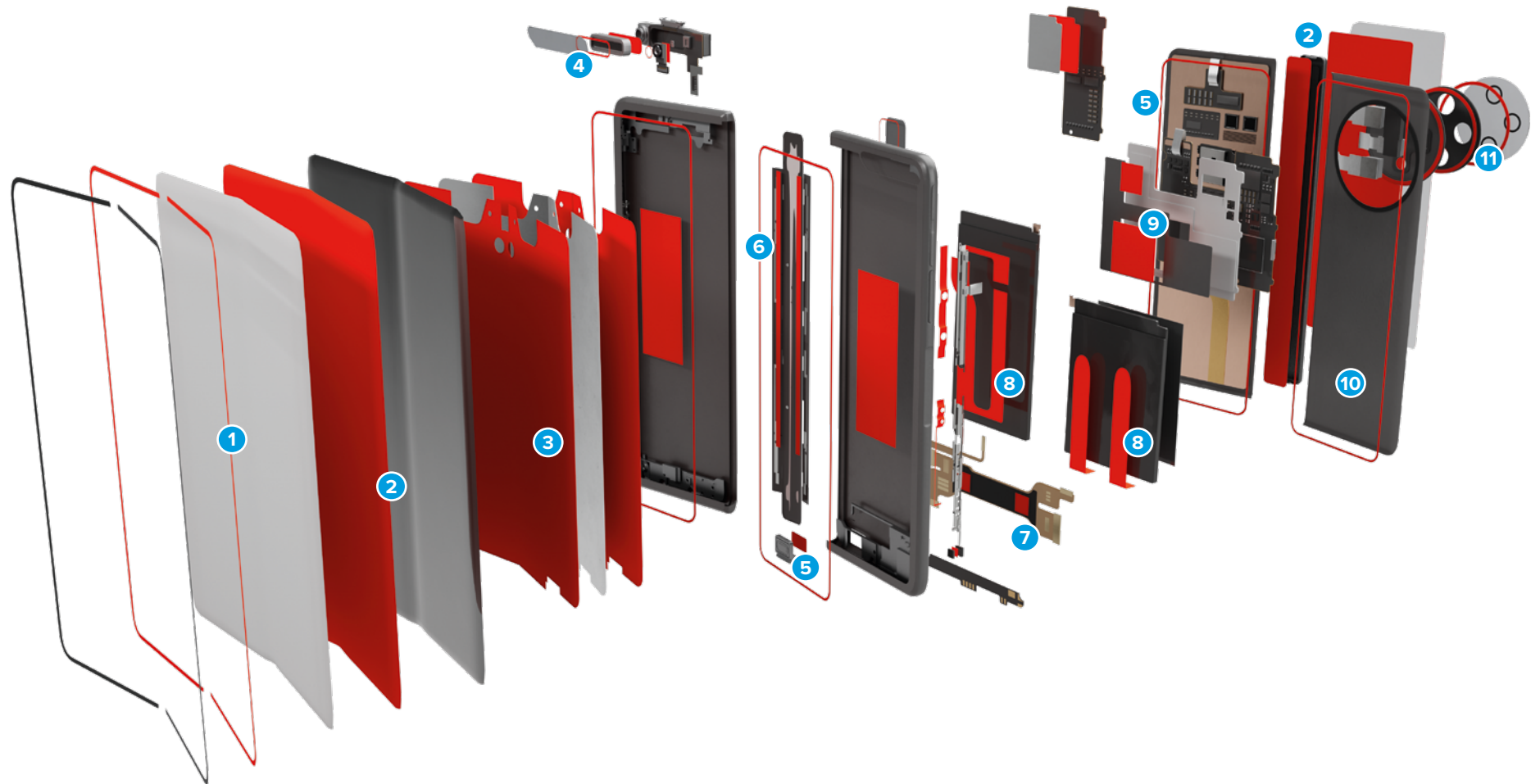
7 Grounding and shielding

8 Battery mounting

9 Back cover mounting

10 Camera lens mounting

## Tapes for your success – Foldable smartphones



1 Display bezel mounting

2 Display lamination

3 Display cushioning and shielding

4 Component mounting

5 Display bottom mounting

6 Hinge mounting

7 Shielding, grounding & FPC mounting


8 Battery mounting

9 Thermal management

10 Back cover mounting

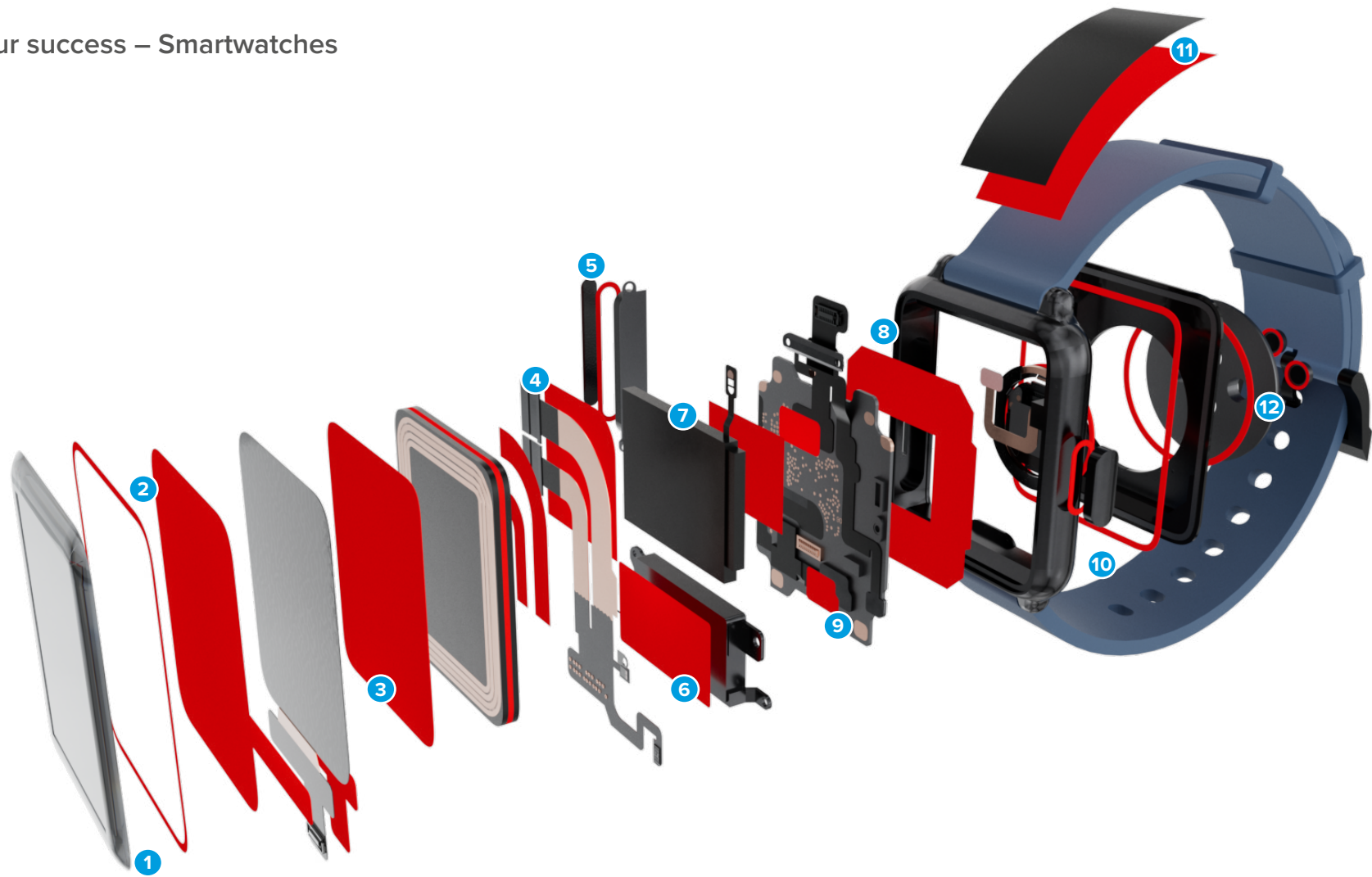
11 Camera deco/ lens mounting

## Tapes for your success – AR/VR device



- 1 Camera lens mounting
- 2 Display lamination
- 3 Component mounting
- 4 Shielding, grounding & FPC mounting
- 5 Battery mounting
- 6 Display lens mounting
- 7 Display frame mounting
- 8 Soft goods mounting
- 9 Controller cover mounting
- 10 Controller FPC mounting
- 11 Controller vibrator mounting

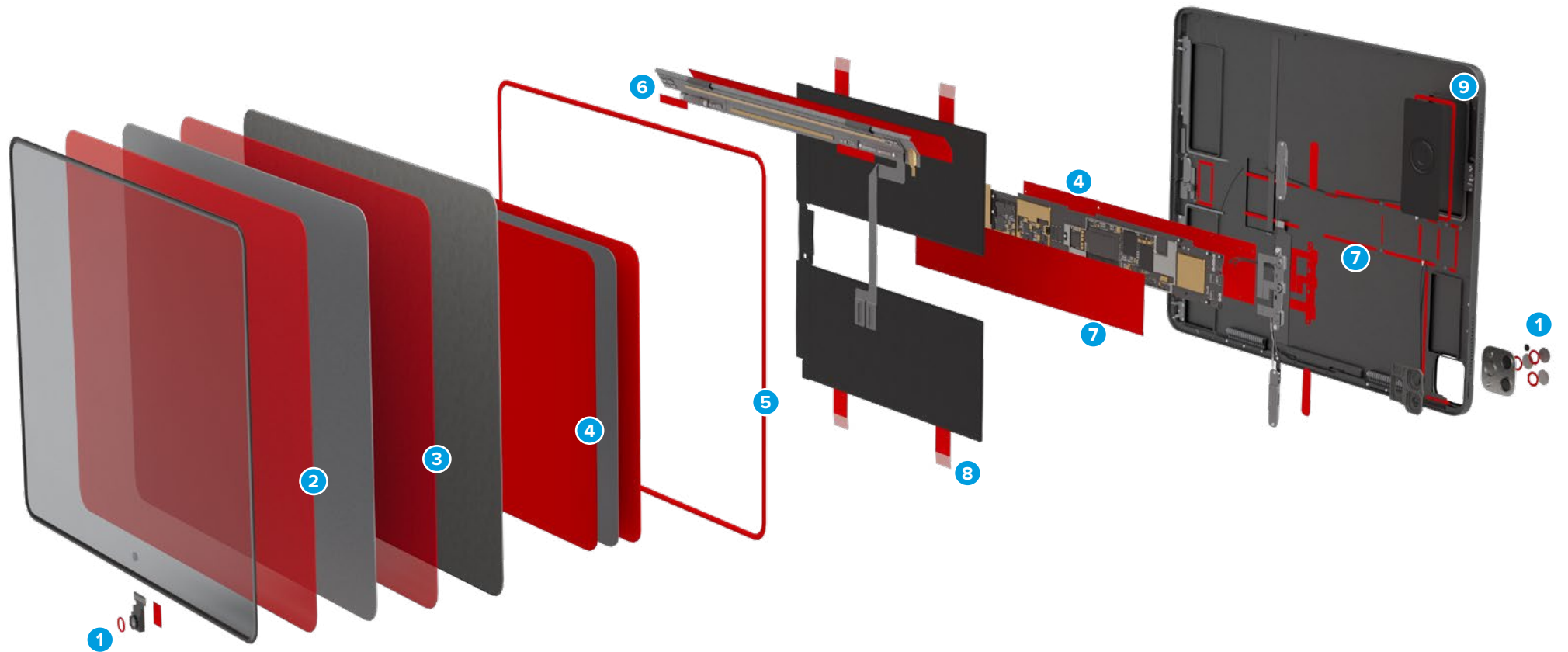
## Tapes for your success – Smartwatches



- |                              |                                  |                                    |                                 |                               |   |
|------------------------------|----------------------------------|------------------------------------|---------------------------------|-------------------------------|---|
| <b>1</b> Cover lens mounting | <b>2</b> Display lamination      | <b>3</b> Display bottom lamination | <b>4</b> FPC & antenna mounting | <b>5</b> Mesh/ vent mounting  | <b>6</b> Covering and insulation            |
| <b>7</b> Battery mounting    | <b>8</b> Grounding and shielding | <b>9</b> Thermal management        | <b>10</b> Side key mounting     | <b>11</b> Soft goods mounting | <b>12</b> Back cover / sensor lens mounting |



## Tapes for your success – Tablets



1 Camera lens mounting

2 Display lamination

3 Display cushioning

4 Thermal management and graphite sheet lamination

5 Cover glass frame mounting

6 FPC mounting

7 Grounding and shielding

8 Battery mounting

9 Component mounting

# We are strongly committed to sustainability

## Sustainability and performance go hand in hand

At tesa, we believe that quality, innovation, performance, and sustainability all go together in this journey. Therefore, our assortment does not compromise the reliability and state-of-the-art bonding capabilities our customers rely on. By aligning our products with the needs of our customers, we contribute towards helping them achieve their own sustainability goals.



More than six hundred scientists, engineers, and product developers at tesa are exploring ways to improve the sustainability of our products. We are expanding our use of recycled and bio-based materials across all our solutions, for example our assortment of foam, film and electrically conductive tapes for consumer electronic applications.

Given the strong push by the EU on reparability and waste reduction in consumer electronics, it has become increasingly important to be able to disassemble and rework devices. tesa's "Debonding on Demand" has the potential to cut waste, boost recycling, enable product repairs and promote a circular economy across industries.

Want to know more about sustainability at tesa? Klick the QR code!



### Reduce emissions



Tackling the global climate crisis and accelerating positive change are central elements of our commitment. Our mission to reduce global emissions includes upstream and downstream processes as well as our own production.

We record, consolidate, and analyze our energy consumption in accordance with the guidelines of the Greenhouse Gas Protocol. Green energy is a key pillar of our commitment. Since 2020, we have sourced 100 percent of our purchased electricity from renewable energy sources.

Additionally, we are progressing towards carbon neutrality in our plants by investing in measures to increase green fuel consumption. For example, tesa plant Hamburg is to be connected to the hydrogen network, which will save around 6,000 metric tons of CO<sub>2</sub> per year.

### Source responsibly



Responsible procurement is the first step in the life cycle of a sustainable product.

We want to ensure that fair working conditions and human rights as well as environmental protection are in place in the supply chain. To do this, we strictly enforce supplier traceability and high transparency of our value chain: certifying our raw materials, evaluating suppliers and participating in associations.

tesa is a recognized CDP A for climate and EcoVadis Gold supplier, showcasing our efforts in the area of climate protection, responsible production and supply chain transparency.

### Rethink materials



tesa has set itself the goal of significantly increasing product sustainability and is working on this every day.

Over the last years, we have developed and launched a wide assortment of more sustainable products for the electronics sector, and we are working on many more. In doing so, we are focusing on the reduction of non-recycled fossil plastics and will increasingly use recycled and bio-based materials.

We have a comprehensive carbon footprint database, and we are continuously improving our data quality. Additionally, we conduct external life cycle assessments to ensure a science-based approach.


### Push circularity



tesa will contribute to the circular economy and use resources as carefully as possible. First and foremost, this involves avoiding waste. Whenever this is not possible, we reduce it. If waste is unavoidable, we seek to reuse or recycle it by various means.

Since 2023, we have made significant progress in reducing plastic film liner usage and initiated pilot projects with customers to collect and reuse plastic end-wall covers for log rolls. Thanks to this, we are recovering approximately 165,000 end-walls from customers.


### Support customers



Our versatile building blocks empower customers to improve reworkability in production, enhance reparability throughout the lifespan of devices, and achieve optimal recyclability after their life cycle.

tesa is at the forefront of revolutionizing the industry with our groundbreaking "Debonding on Demand" adhesive tapes: tesa® Bond & Detach has set a solid foundation for more sustainable and efficient manufacturing processes.

The intelligent and innovative tapes deliver on the promise of permanent and secure adhesive bonds, but can be removed without leaving any residue. This opens up completely new possibilities - also in terms of increasingly sustainable industrial design.



# Structural bonding solutions

## The best reliability for the toughest demands

tesa® structural bonding solutions provide high bonding performance to a wide variety of substrates. They withstand the harshest conditions by combining outstanding chemical and aging resistance. The processing of these adhesive systems is simplified due to excellent die cuttability, immediate handling stability after activation, and low oozing.

### Heat-activated films

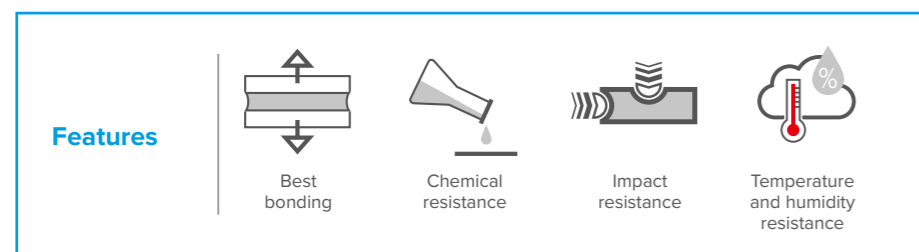
tesa HAF® is a thermosetting adhesive system. An irreversible cross-linking reaction is initiated by heat and pressure starting at temperatures above 120°C, resulting in extremely strong bonds.

### Low-temperature activated films

Our low-temperature reactive films tesa® LTR and tesa® LTC have been designed for activation at moderate temperatures. The cross-linking starts at a bond-line temperature above 75°C.

### Light-activated tapes

tesa® UV epoxy and tesa® L-tape are our latest developments that will cure at room temperature when exposed to light. They achieve significantly higher bonding strengths compared to PSAs. They come with high initial tack and immediate holding strength after bonding.




## Typical applications



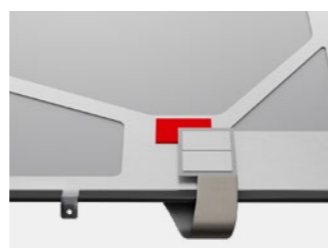
Component mounting



Cover lens mounting



Soft goods bonding



FPC mounting

## Assortment overview

	Heat-activated films	Low-temperature activated films		Light-activated tapes	
	tesa® HAF®	tesa® LTR	tesa® LTC	tesa® UV epoxy <small>NEW</small>	tesa® L-tape <small>NEW</small>
<b>Design</b>					
<b>Color</b>	Black, amber	Black, white, translucent	Black	White	Translucent
<b>Adhesive</b>	Nitrile rubber/phenolic resin	Cross-linkable polyurethane	Cross-linkable polyurethane	Light curable	Light curable
<b>Activation temperature [°C]</b>	>120	>75	>75	Room temperature	Room temperature
<b>Special features</b>	Temperature resistance, chemical resistance	Impact resistance, wettability on fabrics	Impact resistance, chemical resistance	Activation at room temperature, reworkability	Activation at room temperature, impact resistance
<b>Thickness</b>	10 µm	● 58469			
	20 µm	● 58477			
	25 µm			● 58720	
	30 µm	● 58471 ● 8471	○ 8711		
	50 µm	● 58470	● 58480 ○ 8710 ○ 8722	● 58722	○ 8692
	60 µm	● 8472			
	80 µm	● 58473			
	100 µm	● 58474 ● 8474	● 58484 ○ 8714	● 58724	○ 8684 ○ 8694
	125 µm	● 58475 ● 8475			
	150 µm	● 58476 ● 8476	● 58486		
200 µm	● 58478 ● 8478	● 58488		○ 8698	
250 µm			● 58729		
300 µm		● 58489			
<b>Product performance</b>	<b>Reference product</b>	● 58474	● 58484	● 58724	○ 8684 ○ 8694
	<b>Reference substrate</b>	SUS/SUS	PC/PC	Al/Al	PC/PC Al/PC
	<b>Push-out [MPa]</b>	>9.0	>5.5	>4.0	>2.5 >3.0
	<b>DuPont [J; xy/z]</b>	>0.5	>4.0	>1.0	>0.5 >1.0
	<b>Reliability*</b>	●●●●	●●●	●●●●	●●● ●●●
<b>Chemical resistance*</b>	●●●●	●●	●●●	●● ●●	

\* Assessment is done in relation to other products in this assortment  
\*\* Deviating thickness

● Amber ○ Translucent ○ White ● Black

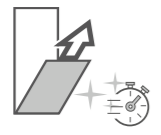
# Bond & Detach®

## Stretch-release tapes for residue-free removability

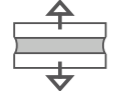
Our Bond & Detach® solutions have revolutionized the removability of adhesives. This tape enables the permanent mounting of components with the option of removing them without residues. Bond & Detach® uses a unique adhesive technology for demanding bonding applications, that can be removed without leaving any residue by stretching it.

The patented technology was developed by tesa and offers the possibility of simple and secure debonding during the entire product life cycle – from production to end of life. It can also be used for temporary fixation during production processes or transportation. In addition, the whole assortment provides good impact resistance and bonding strength, even on LSE substrates.


**Features**




Fast and residue-free removal



High bonding



Impact resistance



LSE performance


## Typical applications



Battery mounting in mobile devices



Removable mounting of devices or accessories



Temporary fixation of components



Mounting of valuable components

## Assortment overview

	tesa® 704xx/703/706xx	tesa® 672xx	tesa® 770xx	tesa® 648xx	tesa® 705xx	tesa® 769xx	
<b>Design</b>							
<b>Color</b>	White, transparent, black	White	Translucent white	White	White	Black	
<b>Adhesive</b>	Specialty	Specialty	Specialty	Specialty	Specialty	Specialty	
<b>Backing</b>	-	Stretchable PU	Stretchable specialty	Stretchable specialty	-	-	
<b>Special features</b>	Bonding strength, easy activation	High impact resistance	Impact resistance, tear resistance	Impact resistance, tear resistance	Anti-repulsion, temp. resistance	Pin tensile strength	
<b>Thickness</b>	80 µm	○ 67208					
	100 µm	○ 70410 ● 70610	○ 67210	○ 77010	○ 64810**		
	150 µm	○ 70415 ● 70615	○ 67215	○ 77015	○ 64815 ○ 64816		
	175 µm			○ 77017			
	200 µm	○ 70420 ● 70620			○ 64820		
	250 µm	○ 70425 ● 70625	○ 67225		○ 64825	○ 70525	● 76925*
	300 µm	○ 70430 ● 70630			○ 64830		● 76930
	350 µm	● 70635					
	400 µm	○ 70440 ● 70640					
	500 µm	○ 70350 ● 70650				○ 70550	● 76950
	650 µm	○ 70465 ● 70665					
	800 µm	○ 70480 ● 70680					
	1,000 µm	○ 70499 ● 70699					
1,300 µm	● 70697						
<b>Product performance</b>	<b>Reference product</b>	○ 70415 ● 70615	○ 67215	○ 77015	○ 64815	○ 70525*	● 76925*
	<b>Peel adhesion [N/cm; initial/ultimate]</b>						
	<b>SUS</b>	13.0/13.0	9.0/9.0	10.0/10.0	11.0/11.0	13.0/13.0	13.0/13.0
	<b>PE</b>	7.0/7.0	6.0/6.0	7.0/8.0	8.0/8.0	9.0/9.0	10.0/10.0
	<b>DuPont [J; xy/z]</b>	0.7/0.3	1.0/0.7	1.0/0.7	1.1/0.8	1.0/0.7	0.8/0.4
<b>Tumbler [cycles]</b>	Upon request	>500	>500	500	Upon request	Upon request	
<b>Removing force [N/cm]</b>	4.0	5.0	4.0	4.0	6.0	5.0	

\* Deviating thickness

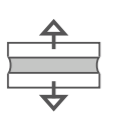
○ Transparent ○ Translucent ○ White ● Black

# Acrylic foam tapes


## For applications with extreme requirements

Our acrylic foam tape assortment is especially designed for demanding applications in the electronics industry and is distinguished by its very special bonding capabilities. The high bonding performance is possible due to the tape's viscoelasticity: elastic and viscous characteristics provide inner strength and relax mechanical stresses. The use of highly innovative technologies and special acrylic adhesive systems together with the viscoelastic nature of acrylic foams create multiple benefits like impact resistance, high bonding strength, and waterproofing for electronic devices for the entire life cycle of the product.


**Features**




High bonding



Impact resistance

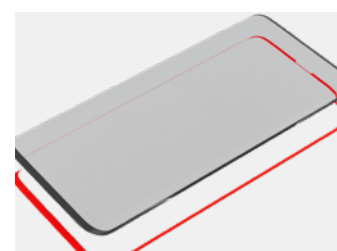


Waterproofing



Chemical resistance


## Typical applications



Cover glass frame mounting



Back cover mounting



Display bottom mounting



Cover lens mounting

## Assortment overview

	tesa® 751xx	tesa® 754xx/756xx	tesa® 6108x	tesa® 760xx <span style="font-size: small;">NEW</span>	tesa® 7588x <span style="font-size: small;">NEW</span>	tesa® 757xx
<b>Design</b>						
<b>Color</b>	Black	Black	Black	Black	Black	Black, white
<b>Adhesive</b>	Modified acrylic	Modified acrylic	Tackified acrylic	Tackified acrylic (66% bio-based carbon content)	Acrylic	Modified acrylic
<b>Backing</b>	-	-	AC foam	-	-	PET
<b>Special features</b>	Outstanding impact resistance	Outstanding bonding	Easy activation, inner force resistance	Balanced performance, high bio content	Chemical resistance	Balanced performance
<b>Thickness</b>	50 µm	● 75405			● 75881	
	100 µm	● 75110	● 75410		● 75882	● 75710
	150 µm	● 75115	● 75415 ● 75615		● 75883	● 75715
	200 µm	● 75120	● 75620		● 75884	● 75720 ○ 75743
	250 µm	● 75125	● 75625			● 75725 ○ 75745
	300 µm	● 75130	● 75630	● 61086		● 75730
	350 µm		● 75635	● 61087		
	400 µm		● 75640	● 61088		
	450 µm		● 75645			
	500 µm		● 75650			
<b>Reference product</b>	● 75120	● 75620	● 61086	● 76020	● 75884	● 75720
<b>Peel adhesion [N/cm; initial/ultimate]</b>	13.0/15.0	15.5/17.0	15.5/17.5	11.0/12.0	8.0/10.0	14.0/15.0
<b>Push-out [N]</b>	300	225	215	120	185	205
<b>DuPont [J; xy/z]</b>	1.4/1.2	1.3/1.0	1.6/1.3	1.0/0.8	1.4/1.2	0.9/0.8
<b>Removability*</b>	●●	●	●●	●●	●	●●●

\* Assessment is done in relation to other products in this assortment

○ White ● Black

Your partner for co-development

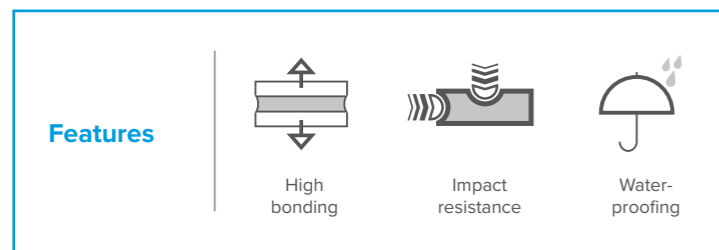
We have more options available in our portfolio, and by partnering with you we can create unique and specialized products that meet your individual demands. **Simply write to us or contact your local representative: [electronics@tesa.com](mailto:electronics@tesa.com)**

# PE foam tapes



## For challenging applications

PE foam tapes have long proven their value to the electronics industry. Certain properties such as impact resistance, bonding strength, and waterproofing are offered by all series in our PE foam range. In this section we present a selection of our PE foam solutions focusing on different series' specific performance features. If you require more information than what we have provided here, please contact your local representative.



## Typical applications



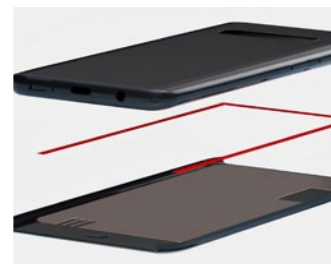
Cover glass frame mounting



Back cover mounting



Camera lens mounting



Display bottom mounting

## Assortment overview

	tesa® 6208x	tesa® 668xx	tesa® 6368x	tesa® 626xx	tesa® 6216x/6218x	tesa® 66425	
<b>Design</b>							
<b>Color</b>	Black	Black, white	Black	Black	Black	Black	
<b>Adhesive</b>	Acrylic	Acrylic	Acrylic	Acrylic	Acrylic	Acrylic	
<b>Backing</b>	PE foam	PE foam	PE foam	PE Foam (partly with PET reinforcement)	PE foam	PE Foam (with PET reinforcement)	
<b>Special features</b>	Gap closing, shear resistance	Anti-repulsion, impact resistance	Bio-based	Bonding, conformability	Heat removable	Cuttable for rework	
<b>Thickness</b>	150 µm	● 62082	● 66822				
	200 µm	● 62084	● 66824		● 62624		
	250 µm	● 62085	● 66825	● 63685	● 62625 ● 62645		
	280 µm					● 66425	
	300 µm	● 62086	● 66826	● 63686	● 62626 ● 62646	● 62166 ● 62183 ● 62186	
	350 µm	● 62087					
	400 µm	● 62088	● 66828				
	<b>Reference product</b>	● 62086	● 66826	● 63686	● 62626	● 62186	● 66425
<b>Product performance</b>	<b>Peel adhesion [N/cm; initial/ultimate]</b>						
	<b>SUS</b>	11.5/13.5	12.5/14.5	14.0/14.0	13.0/16.0	Provided per request	Provided per request
	<b>PC</b>	11/14.5	12.5/16.0	12.0/12.0	15.0/16.0	Provided per request	Provided per request
	<b>Push-out [N]</b>	220	252	175	180	242	210
	<b>DuPont [J; xy/z]</b>	0.52/0.5	0.88/0.77	0.38/0.43	0.48/0.42	0.62/0.71	0.49/0.47
<b>Compression force at 25% [kPa]</b>	365	515	375	200	365	320	
<b>Reworkability*</b>	●●●	●●●	●●	●	●●●●	●●●●	
<b>Anti-repulsion*</b>	●●●●	●●●	●	●	●	●●	

\* Assessment is done in relation to other products in this assortment

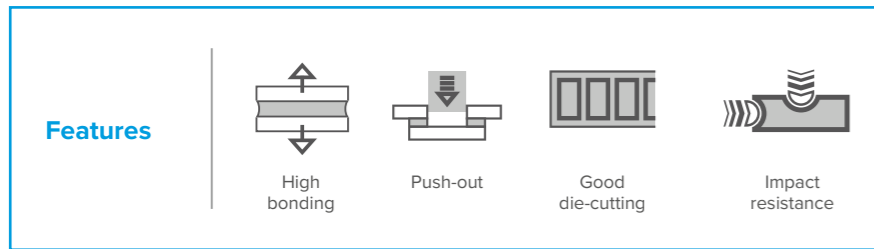
● Black

# Double-sided film tapes



## High performance profile

Our high performance profile tapes are the spearhead of our film tapes assortment. All series in this category are characterized by superior bonding performance, which is expressed in peel adhesion, push-out and shear resistance, and high impact resistance. This assortment is therefore used for demanding applications like lens and battery mounting. The PET backings used are very well suited to being die-cut.



## Typical applications



Cover glass frame mounting



Battery mounting



Component mounting

## Assortment overview

	tesa® 613xx	tesa® 618xx	tesa® 6887x	tesa® 6896x	
<b>Design</b>					
<b>Color</b>	Transparent, black	Black	Transparent	Transparent	
<b>Adhesive</b>	Tackified acrylic	Modified acrylic	Bio-based acrylic (75% bio-based carbon content)	Specialty	
<b>Backing</b>	PET	PET	PCR PET (100% PCR content)	PET	
<b>Special features</b>	Push-out resistance, bonding strength	Push-out resistance, impact resistance, LSE performance		Quick bonding, LSE performance	
<b>Thickness</b>	30 µm		○ 68873	○ 68960	
	50 µm	○ 61305 ● 61350 ● 61358*	○ 68875	○ 68962	
	100 µm	○ 61360 ● 61361* ● 61365	● 61865	○ 68877	○ 68964
	125 µm	○ 61370 ● 61375			
	150 µm	○ 61380 ● 61385	● 61885	○ 68878	
	200 µm	○ 61390 ● 61395	● 61895	○ 68879	
	230 µm	● 61345	● 61845		
	250 µm	● 61325	● 61825		
	300 µm	● 61315	● 61815		
	<b>Reference product</b>	● 61365 ○ 61360	● 61865	○ 68877	○ 68964
<b>Peel adhesion [N/cm; initial/ultimate]</b>	13.7/16.5	11.0/12.0	12.6/12.8	17.0/17.5	
<b>Push-out [N]</b>	230	240	Upon request	255	
<b>DuPont [J; xy/z]</b>	0.5/0.2	0.7/0.3	Upon request	0.7/0.6	

\* Black color tackified acrylic adhesive for improved light blocking performance.

○ Transparent ● Black

# Double-sided film tapes

## Assortment overview

	tesa® 6693x	tesa® 612xx	tesa® 615xx	tesa® 6881x	tesa® 885x	
<b>Design</b>						
<b>Color</b>	Transparent	Black	Transparent	Black	Translucent	
<b>Adhesive</b>	Tackified acrylic	Specialty	Silicone/acrylic	Tackified acrylic	Tackified acrylic	
<b>Backing</b>	PET	PET	PET	PET	Non-woven	
<b>Special features</b>	Anti-repulsion, easy activation	Chemical resistance	Si/Ac differential, LSE	LSE, high tack, impact resistance	Temperature resistance	
<b>Thickness</b>	30 µm	○ 66930			○ 8851	
	50 µm	○ 66932	● 61250		○ 8853 ○ 8857	
	60 µm				● 68811	
	80 µm				● 68813	
	100 µm	○ 66934	● 61210	○ 61528	● 68814	○ 8854
	140 µm			○ 61529		
	150 µm		● 61215			
	200 µm		● 61220	○ 61520	● 68817	
250 µm						
<b>Product performance</b>	<b>Reference product</b>	○ 66934	● 61210	○ 61528	● 68814	○ 8854
	<b>Peel adhesion [N/cm; SUS initial/ultimate]</b>	10.7/11.6	12.4/13.2	Si: 4.0/4.4 Ac: 11.3/12.6	13.5/14.0	8.3/9.5
	<b>Push-out [N]</b>	143	260	Upon request	130	Upon request
	<b>DuPont [J; xy/z]</b>	0.7/0.2	1.1/0.7	Upon request	0.9/0.5	Upon request

○ Transparent ● Black ○ Translucent

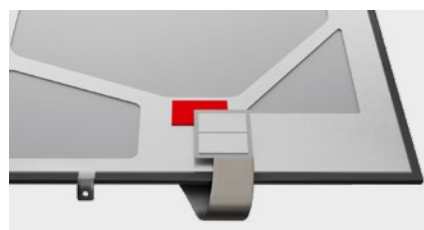
## Specialized performance profile

With this assortment, we created double-sided mounting tapes with unique adhesives focusing on the special requirements of certain applications in the electronics industry. Each series within this assortment focuses on a specific property needed in the market. In this section, you will find a selection of specialized film tapes. Our capabilities go beyond what is available here. Please contact our local representatives to discuss this further.

**This assortment features**

- Anti-repulsion
- Si/Ac differential
- LSE performance
- Chemical resistance
- Impact resistance
- Temperature resistance

## Typical applications



FPC mounting



Rubber-foot mounting



Sensor mounting

Our specialized film tape solutions are suitable for applications with a high demand for a certain property like anti-repulsion, differential bonding performance, chemical resistance, reworkability, or light blocking. These tapes are suitable for a wide range of applications, from mounting (e.g. FPC, antenna, keypad, sensor) to processing and packaging applications.

## Solutions with sustainable contribution

We are continuously increasing our range of products with sustainable aspects to help our customers achieve their own sustainability goals. We are willing to offer products that have the lowest possible impact on the environment throughout their life cycle. The use of recycled and bio-based raw materials plays a particularly important role here. In our product development, we focus on the design and integration of various more sustainable building blocks in order to provide our customers with the greatest possible flexibility in the selection of products. Reach out to us, learn more about this exciting development, and become part of it!




# Double-sided film tapes




## Balanced performance profile

tesa® balanced-performance film tapes are a proven solution for mounting and lamination applications in the electronics industry. The balanced adhesive provides very good tack and bonding performance for many general applications. The PET backing enables easy handling of the tape during converting and manufacturing processes. With thicknesses from 5 µm to 250 µm, this assortment offers you a broad range and excellent flexibility.

**Features**



Balanced properties




Easy die-cutting

## Typical applications






Battery mounting



Graphite sheet lamination

This assortment is widely used in the electronics industry for versatile mounting and lamination applications as well as for cushioning and gasket material bonding.

## Assortment overview

	tesa® 49xx	tesa® 519xx	tesa® 6854x	
<b>Design</b>				
<b>Color</b>	Transparent	Black	Transparent	
<b>Adhesive</b>	Tackified acrylic	Tackified acrylic	Tackified acrylic	
<b>Backing</b>	PET	PET	PET	
<b>Thickness</b>	5 µm		○ 68546	
	10 µm		○ 68548	
	20 µm		○ 68549	
	30 µm	○ 4983	● 51983	
	50 µm	○ 4972	● 51972	
	80 µm	○ 4980	● 51980	
	100 µm	○ 4982	● 51982	
	125 µm	○ 4928	● 51928	
	140 µm	○ 4942		
	160 µm	○ 4967	● 51967	
	200 µm	○ 4965	● 51965	
250 µm	○ 4926	● 51926		
<b>Product performance</b>	<b>Reference product</b>	○ 4982	● 51982	-
	<b>Peel adhesion [N/cm; initial/ultimate]</b>	11.0/11.7	11.0/11.7	-
	<b>Push-out [N]</b>	230	230	-
<b>DuPont [J; xy/z]</b>	0.5/0.2	0.5/0.2	-	

○ Transparent ● Black

Can't find the right solution?

We have more options available in our portfolio, and by partnering with you we can create unique and specialized products that meet your individual demands. **Simply write to us or contact your local representative: [electronics@tesa.com](mailto:electronics@tesa.com)**



# Covering tapes

## More functionality for electronic devices

Electronic components are evolving one generation after the other, just like our solutions for covering tape. Our portfolio consists of polyester and polyimide tapes.

**Features**


Anti-repulsion

Light blocking


High bonding

Modern appearance

## Typical applications



Light blocking in LCD backlight unit



Covering



Insulation on PCB and FPC

## Assortment overview

	tesa® 79xx	tesa® 799x	tesa® 71xx	tesa® 673xx	tesa® 663xx	
<b>Design</b>						
<b>Color</b>	Matte black	Transparent	Black	Matte black	Amber	
<b>Adhesive</b>	Black tackified acrylic	Bio-based acrylic (75% bio-based carbon content)	Black tackified acrylic	Tackified acrylic	Tackified acrylic	
<b>Backing</b>	Polyester	PCR PET (100% PCR content)	Polyester	PI	PI	
<b>Special features</b>	Modern design, anti-repulsion	–	Bonding strength, dielectric insulation	Heat resistance, dielectric insulation	Heat resistance, dielectric insulation	
<b>Thickness</b>	5 µm	● 7905	● 7990			
	10 µm	● 7910	● 7991	● 67310		
	20 µm	● 7920	● 7992	● 67320	● 66320	
	30 µm	● 7930	● 7993	● 67330	● 66330	
	50 µm	● 7950	● 7995	● 7250	● 67350	
	60 µm			● 7160		
	80 µm			● 7180		
100 µm			● 7100			
<b>Reference product</b>	● 7950	● 7995	● 7250	● 67350	● 66330	
<b>Product performance</b>	<b>Peel adhesion [N/cm; SUS initial ultimate]</b>	4.0	5.2	4.2	3.5	3.0
	<b>Light blocking [optical density]</b>	5.7	5.7	>6	2.6	n.a.
	<b>Insulation [kV, dielectric breakdown voltage]</b>	5.5	5.2	5.0	3.6	3.6
<b>Anti-repulsion*</b>	●●●●		Upon request	●●●●	●●●●	

\* Assessment is done in relation to other products in this assortment

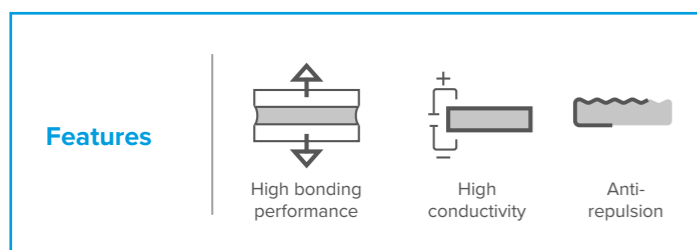
● Amber ● Matte/Natural black

# Double-sided electrically conductive tapes

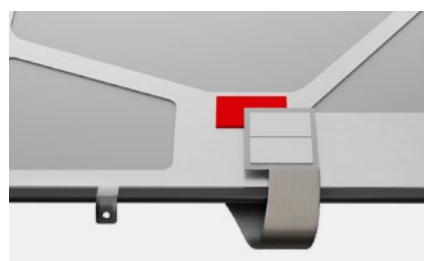
## For applications requiring grounding

By offering a broad assortment of filled acrylic adhesive systems, with a balance between electrical conductivity and adhesive properties, we are able to provide the best solution for your requirements. Simply decide what is the most important for your application: bonding performance, conductivity, or a balance of both.

Our double-sided tapes are available with two different backings. The woven backing offers a higher tear resistance, very good dimensional stability, and better reworkability, while the nonwoven backing provides faster wetting, excellent conformability, and very good die cuttability.



## Typical applications



FPC grounding



Component grounding

## Assortment overview

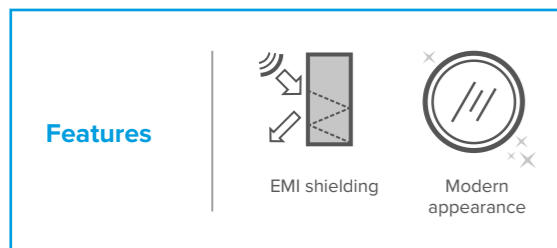
	tesa® 6025x/6026x	tesa® 6036x	tesa® 6037x	tesa® 6038x	tesa® EC HAF 5845x	tesa® 6066x	tesa® 60250
<b>Design</b>							
<b>Color</b>	Gray	Gray	Black	Gray	Black	Gray	Gray
<b>Adhesive</b>	Conductive acrylic	Conductive acrylic	Conductive acrylic	Conductive acrylic	Conductive structural adhesive	Conductive bio-based acrylic	Conductive acrylic
<b>Backing</b>	Woven, non-woven	Woven	Woven, non-woven	Woven, non-woven	-	PCR PET conductive fabric	Woven
<b>Special features</b>	Balanced properties	High bonding strength, high conductivity	Outstanding conductivity	Outstanding bonding, repulsion resistance	Heat-activated structural bonding film, temperature and humidity resistance	Balanced properties	High appearance quality
<b>Thickness</b>	17 µm	● 60267					
	25 µm	● 60261					
	30 µm			● 60371	● 60380	● 58451	● 60250
	35 µm	● 60260					
	50 µm	● 60262	● 60362	● 60372	● 60381 ● 60386	● 58452	● 60665
	55 µm	● 60251 ● 60252					
	70 µm	● 60253					
	100 µm	● 60254	● 60364	● 60374	● 60384 ● 60388		● 60667
	150 µm	● 60255					● 60668
	200 µm	● 60256					● 60669
250 µm	● 60257						
<b>Reference product</b>	● 60252 ● 60262	● 60362	● 60372	● 60381 ● 60386	● 58452	● 60667	● 60250
<b>Peel adhesion [N/cm; initial/ultimate]</b>	5.4/8.3	7.0/8.0	4.3/5.6	8.0/10.0	n.a.	10.4	>5
<b>Dynamic shear [Mpa]</b>	n.a.	n.a.	n.a.	n.a.	>7	n.a.	n.a.
<b>Contact resistance [Ω/inch²]</b>	0.05	0.01	0.01	0.06	0.05	0.05	0.05
<b>Surface resistance [Ω/sq]</b>	0.2	0.1	0.1	0.3	0.5	0.2	0.2
<b>Shielding effectiveness [-dB]</b>	>50	>50	>50	>50	~40	>50	>40

● Black ● Gray

# Single-sided electrically conductive tapes

## For shielding and covering applications

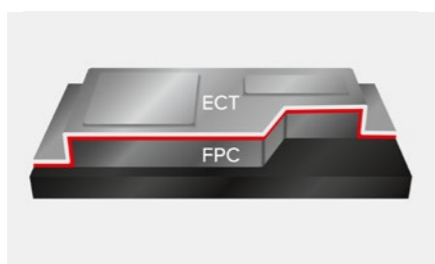
Covering and shielding applications are broad and have different requirements for conductivity, adhesion, and design. Our single-sided ECT assortment meets the latest requirements for shielding and appearance.



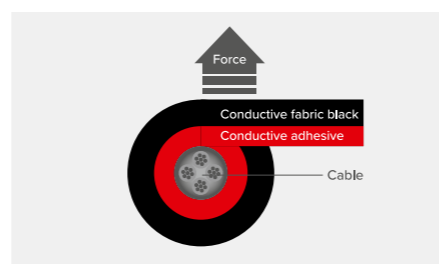
## Typical applications



MLB covering



Component shielding



Wire wrapping

## Assortment overview

	tesa® 6023x	tesa® 6033x	tesa® 6053x	tesa® 6031x	tesa® 6034x	
<b>Design</b>						
<b>Color</b>	Matte black	Matte black	Orange	Orange	Gray	
<b>Adhesive</b>	Conductive acrylic	Conductive acrylic	Conductive acrylic	Conductive acrylic	Conductive acrylic	
<b>Backing</b>	Fabric, copper	Copper	Copper	Copper	Fabric	
<b>Special features</b>	Modern, matte black design	Modern, matte black design with high shielding	Excellent bonding	Low-pressure activation, high conductivity	Low-pressure activation, high conductivity	
<b>Thickness</b>	20 µm	● 60332				
	25 µm	● 60231				
	30 µm		● 60333	● 60537	● 60317	
	35 µm	● 60232				
	40 µm		● 60334			
	45 µm	● 60238				
	50 µm			● 60538	● 60318	● 60348
	55 µm	● 60234				
<b>Reference product</b>	● 60232	● 60333	● 60537	● 60317	● 60347	
<b>Product performance</b>	<b>Peel adhesion [N/cm; SUS initial/ultimate]</b>	3.5/4.5	4.0	6.3/7.5	4.6/5.3	3.5/4.8
	<b>Contact resistance [Ω/inch<sup>2</sup>]</b>	0.05	0.05	0.05	0.03	0.05
	<b>Surface resistance [Ω/sq]</b>	0.2	0.1	0.2	0.2	0.2
	<b>Shielding effectiveness [-dB]</b>	>50	>60	>70	>70	>50

● Matte black ● Gray ● Orange

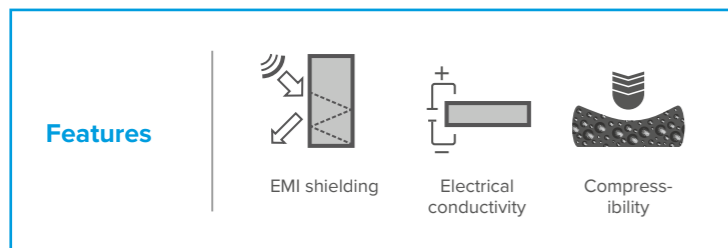
Didn't find what you were looking for?

We have more options available in our portfolio, and by partnering with you we can create unique and specialized products that meet your individual demands.


# Single-sided electrically conductive foam tapes

## For conductive gap filling


Our single-sided electrically conductive foam tapes can be used for shielding, grounding, and filling gaps. They will provide either outstanding conformability and recovery properties or very high abrasion resistance, depending on the foam material chosen. All series in this assortment have very good shock-absorbing and cushioning properties.



## Typical applications



FPC grounding



FPC Shielding

## Assortment overview

	tesa® 6021x	tesa® 6068x	tesa® 6024x	
<b>Design</b>				
<b>Color</b>	Gray	Gray	Gray	
<b>Adhesive</b>	Conductive acrylic	Conductive acrylic	Conductive acrylic	
<b>Backing</b>	Soft foam	Ultrasoft foam	Gasket foam	
<b>Special features</b>	Excellent electrical conductivity	Excellent compressibility	Abrasion resistance	
<b>Thickness</b>	200 µm	● 60213		
	300 µm	● 60214	● 60246	
	500 µm	● 60215	● 60685	● 60248
	700 µm	● 60210	● 60687	● 60249
	1,000 µm	● 60216	● 60688	
	1,500 µm	● 60217		
	2,000 µm	● 60218		
<b>Reference product</b>	● 60215	● 60685	● 60248	
<b>Product performance</b>	<b>Peel adhesion [N/cm; SUS initial/ultimate]</b>	4.8/8.3	6.0/8.0	4.8/6.3
	<b>Contact resistance [Ω/inch²]</b>	0.03	0.03	0.03
	<b>Surface resistance [Ω/sq]</b>	0.2	0.2	0.2
	<b>Shielding effectiveness [-dB]</b>	>70	>70	>70
<b>Recovery rate after 24h [%]</b>	90	96	96	

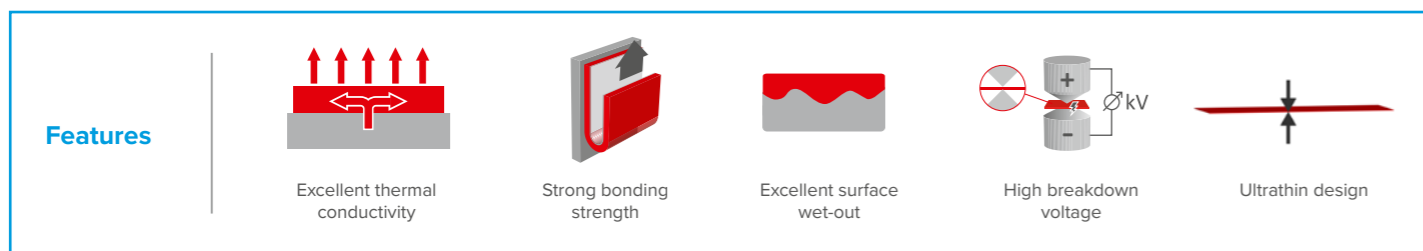
● Gray

# Thermal management tapes



## Keeping electronic devices cool


tesa® Thermal Management Tapes provides superior thermal transfer performance with excellent bonding properties. It delivers very good surface wet-out on substrates due to the transfer tape design which helps to maximize the thermal transfer efficiency in electronic devices. The available thickness range, which starts from ultrathin 10 µm and ends at 100 µm, offers more flexibility in the device design.



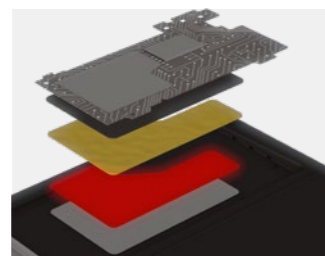
## Typical applications




Thermal management



Antenna mounting



Vapor Chamber mounting



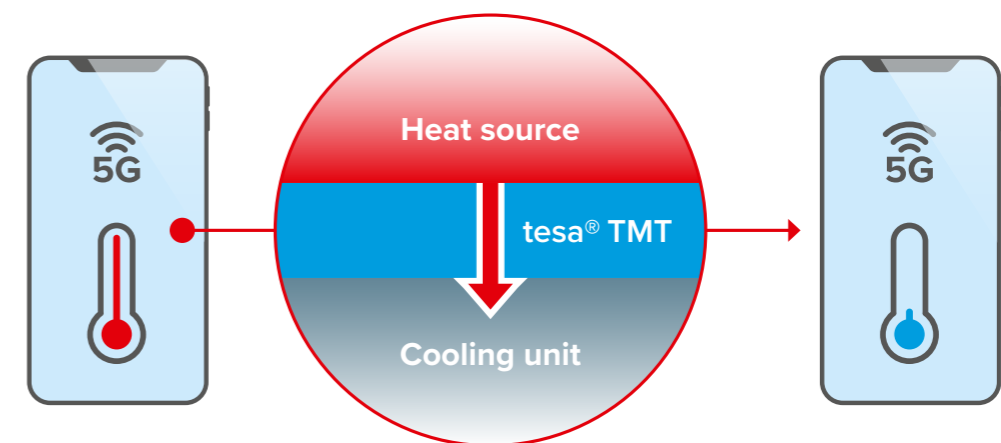
Thermal management for display

## Assortment overview

	tesa® 6074x	tesa® 60735
Design		
Color	White	Black
Adhesive	Thermally conductive acrylic	Thermally conductive acrylic
Special features	Excellent thermal transfer efficiency	Excellent appearance quality for display application
Thickness	10 µm	○ 60742
	30 µm	○ 60743
	50 µm	○ 60744
	100 µm	○ 60745
Product performance	Reference product	○ 60744
	Peel adhesion [N/cm; SUS initial/ultimate]	5.0
	Thermal conductivity [W/m x K]	1.0
	Wetting [%]	84
	Break-down voltage [kV]	2.9
		● 60735
		4.0
		0.4
		82
		1.4

● Black ○ White

## Cooling scenario



# Display tapes

## Optically clear adhesives with special features

Our comprehensive assortment is designed to provide a solution for every display application. All our materials are produced in a clean room and fulfill optically clear requirements, while also being environmentally stable and compatible with other display layers.


## Typical applications



Cover lens lamination



Lamination in VR/AR devices



Touch panel lamination



3D cover lens lamination

## New OCA solutions












In addition to our active assortment, we are constantly developing new adhesive solutions for displays. Our latest innovations include tesa® OCA 693xx for thinner designs and tesa® 71xx with good mura resistance for automotive display. Besides, a range of OCAs that add UV-blocking properties for polarizer less designs are under development.



### Flexible layers

Laminating flexible layers within a foldable or rollable display requires excellent peel adhesion and very good bending properties. For some special substrates like silver nanowire, an OCA tape with good compatibility is required. Contact us to learn more about available solutions.

## Assortment overview

	tesa® 693xx	tesa® 699xx	tesa® 698xx	tesa® 696xx	tesa® 71xx	tesa® 58xx	tesa® 771x 	tesa® 692xx	tesa® 6156x	tesa® 6153x		
<b>Design</b>												
<b>Color</b>	Transparent	Transparent	Transparent	Transparent	Transparent	Transparent	Transparent	Transparent	Transparent	Beige		
<b>Type</b>	UV-curable	UV-curable	UV-curable	UV-curable	PSA	PSA	PSA	PSA	PSA	PSA		
<b>UV-curing dosage [mj/cm²]</b>	3,000	1,000	3,000	3,000	-	-	-	-	-	-		
<b>Special features</b>	High performance for thin design gaps	Curved design lamination	Outgassing resistant	Excellent gap filling	Mura resistance	Outgassing resistant	Easy lamination	UV-block	Low dK, low WVTR	Moisture blocking		
<b>Thickness*</b>	10 µm		○ 69900									
	25 µm	○ 69301	○ 69901						○ 61562	● 61531		
	50 µm	○ 69302	○ 69902	○ 69802					○ 61563	● 61533		
	75 µm								○ 61564			
	100 µm	○ 69304	○ 69904	○ 69804	○ 69604			○ 7714	○ 69204			
	125 µm				○ 69605							
	150 µm		○ 69906	○ 69806	○ 69606	○ 7106	○ 5806		○ 69206			
	175 µm				○ 69607							
	200 µm		○ 69908	○ 69808	○ 69608	○ 7108	○ 5808		○ 69208			
	250 µm					○ 7110	○ 5810					
	300 µm			○ 69812	○ 69612		○ 5812					
<b>Reference product</b>	○ 69304	○ 69904	○ 69804	○ 69604	○ 7108	○ 5808	○ 7712	○ 69204	○ 61563**	● 61533**		
<b>Product performance</b>	<b>Glass</b>	11.8	12	10.2	11.1	8.6	9.1	8	6.9	5.0	6.5	
	<b>Peel adhesion [N/cm; ultimate]</b>	<b>PET</b>	4.6	10.6	7.6	7.9	7.8	5.7	n.a.	4.8	3.3	6.0
		<b>PC</b>	14.1	12.6	9.8	10.0	9.4	8.5	8.3	7	4.7	6.8
		<b>Transmission [%]</b>	>99	>99	>99	>99	>99	>99	>99	>99	>99	n.a.
	<b>Haze [%]</b>	<0.5	<0.5	<0.5	<0.5	<0.5	<0.5	<0.5	<0.5	<0.5	n.a.	
	<b>Refractive index</b>	1.48	1.48	1.48	1.48	1.48	1.47	1.48	1.48	1.52	n.a.	
	<b>Gap filling [%]</b>	40	15	30	25	20	12	10	5	<10	<10	
	<b>Dielectric constant<sup>1</sup></b>	5.7	4.58	4.7	4.5	5.3	6.7	5.7	4.9	2.56	2.92	
	<b>G' [kPa]<sup>2</sup></b>	348	1,620	250	130	69	124	111	106	550	Upon request	
	<b>WVTR<sup>3</sup> [g/m²*day]</b>	n.a.	n.a.	n.a.	n.a.	n.a.	n.a.	n.a.	n.a.	0.9	0.4 <sup>5</sup>	
<b>Lag time<sup>4</sup> [h]</b>	n.a.	n.a.	n.a.	n.a.	n.a.	n.a.	n.a.	n.a.	25	10,000		

\* Further thicknesses might be available upon request.

\*\* Deviating thickness.

○ Transparent ● Beige

<sup>1</sup>100 kHz

<sup>2</sup>25°C, 1 Hz

<sup>3</sup>38°C, 90% rel. humidity, 1 mm

<sup>4</sup>60°C, 90% rel. humidity, 6.5 mm gap

<sup>5</sup> WVTR after all getter is used up



# Global presence



- 1 Company headquarter
- 5 regional headquarters
- 7 production centers
- 6 plants
- 3 Customer Solution Centers
- 63 offices

## Your local contacts

**Germany**  
 Hugo-Kirchberg-Strasse 1  
 22848 Norderstedt | Germany  
 +49-40-888-990  
 electronics@tesa.com

**USA**  
 111 W Evelyn Ave Suite 308  
 Sunnyvale, CA 94086 | USA  
 +1-669-732-9809  
 electronics@tesa.com

**China**  
 No. 1, 2500 Lane Xiu Pu Road  
 201315 Pudong | Shanghai, China  
 +86-21-6818-3110  
 electronics@tesa.com

**Korea**  
 City Air Tower, Office 1805  
 36 Teheran-ro 87-gil, Gangnam-gu  
 Seoul 06164 | Korea  
 +82-2-34300-100  
 electronics@tesa.com


**Japan**  
 1-27-6 Shirokane, Shirokane Takanawa  
 Station Bldg 8F Minato-ku  
 108-0072 | Tokyo, Japan  
 +81-3-6833-2300  
 electronics@tesa.com

**Southeast Asia**  
 9 North Buona Vista Drive  
 04-01 The Metropolis Tower 1  
 138588 | Singapore  
 +65-6697-9888  
 electronics@tesa.com

**India**  
 301, 3rd Floor, Lakhani Centrium,  
 Plot No 27, Sec 15, CBD Belapur,  
 Navi Mumbai – 400614, Maharashtra  
 +91-22-4741-9200  
 electronics@tesa.com

**Vietnam**  
 Unit 210, 2nd Floor, V-Tower  
 649 Kim Ma Street, Ba Dinh District  
 Hanoi | Vietnam  
 +84 243 766 7800  
 electronics@tesa.com

tesa® products prove their impressive quality day in, day out in demanding conditions and are regularly subjected to strict controls. All technical information and data above mentioned are provided to the best of our knowledge on the basis of our practical experience. They shall be considered as average values and are not appropriate for a specification. Therefore tesa SE can make no warranties, express or implied, including, but not limited to any implied warranty of merchantability or fitness for a particular purpose. The user is responsible for determining whether the tesa® product is fit for a particular purpose and suitable for the user's method of application. If you are in any doubt, our technical support staff will be glad to support you.



## Certifications

Our company is focused on international quality, environmental, and occupational safety standards.

Please find more information regarding our certifications at:  
[www.tesa.com/certifications](http://www.tesa.com/certifications)

tesa SE  
Phone: +49-40-888-990  
[tesa.com/company/locations](http://tesa.com/company/locations)

[tesa.com](http://tesa.com)