



tesa® PROFESSIONAL

# BECAUSE IT'S THE RESULT THAT COUNTS

Adhesive tapes for painting, mounting, renovating  
and repairing - All in one place!



[tesa.co.uk/craftsmen](https://tesa.co.uk/craftsmen)



## PERFECT RESULTS WITH PROFESSIONAL SUPPORT

How can projects be completed as efficiently as possible?  
With high-quality adhesive tapes of the best name-brand quality, of course. With the right tools, any job can be carried out cleanly and precisely.

We have brought together all tesa® Professional products here, sorted clearly according to application areas, so you can find the right tape quickly and easily. The efficient choice for perfect results!

Any questions? Feel free to contact us by calling on +44 (0)1908 500 229 or by e-mailing [cs.uk@tesa.com](mailto:cs.uk@tesa.com).

Your tesa® Professional Team

# THE PERFECT SOLUTION FOR EVERY APPLICATION

## Masking & protection indoors

Overview: Which tape does what indoors? .....	5
Indoor products .....	6 – 15
<b>Pro Tip:</b> Choosing the correct tape .....	9
<b>Pro Tip:</b> Correct application, including on special surfaces .....	12 + 13

## Masking & protection outdoors

Overview: Which tape does what outdoors? .....	17
Products for outdoor use .....	18 – 23
<b>Pro Tip:</b> Adhesion to metal and natural stone .....	22

## Repairing

Overview: Which repairing to use and when .....	25
Products for repairing .....	26–29
<b>Pro Tip:</b> The perfect peel .....	28

## Floor laying & mounting

Overview: Which tape does what in floor laying & mounting? .....	31
Products for floor laying & mounting .....	31–39
<b>Pro Tip:</b> Drill-free mounting .....	32
<b>Pro Tip:</b> Optimal storage .....	37

## Marking & insulation

Overview: Which tape does what in marking & insulation? .....	41
Products for marking & insulation .....	42–44

## Technical specifications

Detailed product information .....	45
Icon legends .....	46





# **MASKING & PROTECTION INDOORS**

Different interior surfaces require different products. But one requirement is always the same: absolutely efficient, clean work indoors.



## Which tape does what indoors?

	Product number	Adhesion to smooth surfaces	Adhesion to rough surfaces	Quality of the paint edge	Adhesion duration (indoors)	Page
	<b>4334</b> tesa® Precision Mask PLUS	■ ■ ■	■ ■	■ ■ ■ ■ ■	6 months 8 weeks outdoors	<b>6</b>
	<b>4333</b> tesa® Precision Mask Sensitive	■	■	■ ■ ■ ■	14 days	<b>7</b>
	<b>4338</b> tesa® Rough Surface Masking	■ ■ ■ ■	■ ■ ■ ■	■ ■ ■	4 weeks Indoor 14 days outdoors	<b>8</b>
	<b>4348</b> tesa® Painter's Tape	■ ■ ■ ■	■ ■ ■	■ ■ ■	7 days	<b>9</b>
	<b>4323</b> tesa® General Purpose Masking Tape	■ ■ ■	■	■ ■	3 days	<b>10</b>
	<b>4325</b> tesa® Masking Tape Standard	■ ■ ■	■	■ ■	3 days	<b>10</b>
	<b>4319</b> tesa® Masking Tape for Curves	■ ■ ■ ■ ■	■ ■ ■ ■	■ ■	7 days	<b>11</b>
	<b>60101</b> tesa® Fibreglass Tape	■ ■	■	—	Permanent	<b>11</b>
	<b>4331</b> tesa® Silicone Masking Tape	■ ■ ■ ■	■ ■	■ ■ ■ ■	2 months 4 weeks outdoors	<b>12</b>
	<b>4365</b> tesa Easy Cover® Precision PLUS	■ ■ ■	■ ■	■ ■ ■ ■ ■	6 months 8 weeks outdoors	<b>13</b>
	<b>4401</b> tesa Easy Cover® Precision Standard Paper	■ ■	■ ■	■ ■ ■ ■	3 months	<b>14</b>
	<b>4451</b> tesa Easy Cover® Spray	■ ■	■ ■	■ ■ ■ ■	3 months	<b>14</b>
	<b>4364</b> tesa Easy Cover® Paper	■ ■ ■ ■	■ ■ ■	■ ■ ■	7 days	<b>15</b>
	<b>4368</b> tesa Easy Cover® Universal	■ ■ ■ ■	■ ■ ■	■ ■ ■	7 days	<b>15</b>

■ OK   ■ ■ Good   ■ ■ ■ Outstanding   ■ ■ ■ ■ First-class   ■ ■ ■ ■ ■ Perfect

Precise masking for extremely flat, razor-sharp paint and varnish edges



CAN BE  
USED  
OUTSIDE  
FOR  
8 WEEKS



- › Thin and tear-resistant
- › Easy, quick and safe handling
- › Residue-free removal for up to 26 weeks indoor and 8 weeks outdoor
- › Very supple
- › Can be used with low-solvent paints, glazes (VOC standard), silicate and limewash paints

**Where?** On smooth and lightly textured surfaces

**Why?** Translucent backing enables accurate positioning, consistent adhesive guarantees perfect results

**Result** Flat, razor-sharp paint edges



This product is also available as  
tesa Easy Cover® 4365 on page 13.

#### Dimensions and packaging

m:mm	50:9	50:19	50:25	50:38	50:50
Rolls IP/PU	12/96	8/48	6/36	4/24	3/18
PU/Pallet	75	80	80	80	80



## For demanding paint work on sensitive surfaces



- › Low Tack Masking Tape
- › Easy to use
- › Thin and tear-resistant
- › Residue-free removal, even from sensitive surfaces such as various wallpapers and freshly painted surfaces



- Where?** On smooth, sensitive surfaces such as decorative wallpaper, veneer skirting boards and coatings that have not completely dried
- Why?** Unharmful sensitive surfaces and extra sharp paint edges
- Result** In-tact surfaces and extra-sharp, precise varnish and paint edges

### Dimensions and packaging

m:mm	50:19	50:25	50:38	50:50
Rolls IP/PU	8/48	6/36	4/24	3/18
PU/Pallet	70	70	70	70





## Masking tape for rough surfaces and demanding painting applications



- Strong adhesion, good binding of paints and fillers
- High tear resistance
- Bright green colour is extremely visible
- Easy to tape curves

CAN BE USED  
OUTSIDE FOR  
14 DAYS



- Where?** On all stable surfaces (not for sensitive surfaces such as wallpaper, veneer skirting boards, old paintwork)
- Why?** Strong adhesion for up to 6 drying cycles
- Result** Precise paint and varnish edges on straight lines, curves and cambers

### Dimensions and packaging

m:mm	50:25*	50:38*	50:50*
Rolls IP/PU	12/72	8/48	6/36
PU/Pallet	24	24	24



\*without printed label

## Universal application— for all standard masking jobs



- > Good initial tack
- > Tear-resistant and slightly stretchy
- > Good adhesive properties
- > Can be used indoors for 7 days



**Where?** Smooth and lightly textured surfaces

**Why?** Ensures good adhesion

**Result** Good paint and varnish edges



Also available as tesa Easy Cover®  
4364 and 4368 on page 15

### Dimensions and packaging

m:mm	50:19	50:25	50:38	50:50
Rolls IP/PU	16/96	12/72	8/48	6/36
PU/Pallet	36	36	36	36



## Pro Tip

### Choosing the correct tape

Each application presents its own specialised requirements for adhesive tapes. That's why it's important to know about the kind of surface, the working environment and the duration of use before choosing and applying a masking tape.



**Consider the following  
when choosing your product:**

- **What is the surface like?**  
Different tapes are optimised for smooth, lightly textured or rough surfaces.
- **Will the tape be used indoors or outdoors?**  
Each tape reacts differently to temperature, weather and UV-exposure.
- **How long will the tape remain on the surface?**  
Not every tape can or should be applied indefinitely.
- **What work will be performed while the tape is in place?**  
Paint application and demanding applications such as plastering work require specially designed tapes.

## tesa® General Purpose Masking Tape 4323

Easy, uncomplicated painting jobs at moderate temperatures



- Flat and lightly creped
- Paper backing with natural rubber adhesive
- Use for up to 3 days



**Where?** Simple masking for interior decoration, protection of carpets as well as marking

**Why?** Practical adhesion for simple, uncomplicated paint jobs at moderate temperatures

**Result** Good paint edges for standard applications

Dimensions and packaging

m:mm	50:19	50:25	50:38	50:50
Rolls IP/PU	16/96	12/72	8/48	6/36
PU/Pallet	36	36	36	36



## tesa® Masking Tape Standard 4325

Simple painting and masking jobs as well as fixing, marking, packaging



- Lightly creped
- Quick and easy removal
- Paper backing with natural rubber adhesive



**Where?** On smooth surfaces

**Why?** Practical adhesion for simple, uncomplicated paint jobs at moderate temperatures

**Result** Good paint edges for standard applications

Dimensions and packaging

m:mm	50:19	50:25	50:38	50:50
Rolls IP/PU	16/96	12/72	8/48	6/36
PU/Pallet	36	36	36	36





## tesa® Masking Tape for Curves 4319

### Masking of curves and creative wall design



- › Very supple and flexible
- › Easily torn by hand
- › Excellent adhesion
- › High adhesion on rough surfaces
- › Always apply stretched to avoid colour bleed



- Where?** Smooth to rough surfaces
- Why?** The tape can be easily applied to curves or cambers
- Result** Curves taped quickly in one operation

#### Dimensions and packaging

m:mm	50:19*
Rolls IP/PU	16/96
PU/Pallet	16



\*without printed label

## tesa® Fibreglass Tape 60101

### Sealing of joints, holes and cracks in drywall



- › Light adhesion
- › Repositionable
- › High tear-resistance



- Where?** At panel joints and repair points
- Why?** The fibreglass cloth tape adheres equally well to most surfaces – even rough surfaces
- Result** Flush fillings without cracks

#### Dimensions and packaging

m:mm	25:48
Rolls IP/PU	–/48
PU/Pallet	36





## Pro Tip

### Use on special surfaces

Outdoor plastic surfaces can age significantly as a result of weather and environmental conditions. PVC windows and door frames often develop a brittle, chalky surface. Avoid creating noticeable streaks when removing the tape. We recommend testing an area beforehand using a strip of transparent tesa<sup>®</sup>film: apply firmly to the surface and remove quickly. The residues on the tesa<sup>®</sup>film provide information about the degree of weathering of the material and any dirt stuck in the pores.



#### Our recommendation:

- Perform an adhesion test with transparent tesa<sup>®</sup>film.
- Advise that it may not be possible to carry out professional adhesion on these surfaces.
- Offer cleaning of the profile as an additional service.

Anti-adhesive surfaces, sealants and silicone profiles, Teflon, polyethylene and polypropylene are often found outdoors. For these applications you will need specialty adhesive tapes.

## tesa<sup>®</sup> Silicone Masking Tape 4331

### Sharp paint edges on siliconised surfaces



- › Very high stability and tear resistance
- › Suitable for plaster and sandblasting work
- › High heat-resistance
- › Supple
- › Easy to remove



**Where?** On siliconised surfaces, paints treated with anti-mold ingredients and vinyl

**Why?** Normal adhesive tapes will not adhere to these surfaces

**Result** Strong adhesion, flush paint and varnish edges

#### Dimensions and packaging

m:mm	50:19*	50:25*	50:38*	50:50*
Rolls IP/PU	16/96	12/72	8/48	6/36
PU/Pallet	32	32	32	32



\*without printed label

## Correct application

No matter how good our tapes are, if you ignore the condition and cleanliness of the application surface, the quality of the bond can suffer considerably. Contamination from dust, moisture, grease or oils is critical and should definitely be removed.

## Pro Tip



Clean surface = good adhesion



Dirty surface = poor adhesive contact due to e.g. dust, moisture, oils or grease



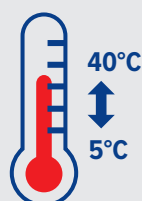
### Important: press firmly!

It is also important to press down firmly on the edge of the tape when applying. For reliably perfect masking results and clean paint edges without leaks or bleeds.



Another important factor is the ambient temperature during application. The range from 5 °C to 40 °C is ideal for adhesion. During the colder months, the adhesive tapes should be stored at a moderate temperature (> 15 °C). Adhesion is significantly reduced at lower application temperatures. For extreme applications, the winter tapes Premium Plastering Tape 4843 and PE Plastering Tape 4845 (page 24) can be used at 0 °C or -15 °C.

Ideal temperature range



## tesa Easy Cover® Precision PLUS

4365

## Extremely sharp edges & large-area protection in one step



- › Combination of translucent, supple film and tesa® Precision Mask 4334 PLUS
- › Suitable for airless applications
- › Flat, sharp paint and varnish edges
- › Residue-free removal for up to 6 months indoor and 8 weeks outdoor



**Where?** Smooth and lightly textured surfaces indoors and outdoors

**Why?** Translucent backing enables good positioning, uniform adhesion guarantees perfect results

**Result** Razor-sharp, flat paint and varnish edges and a clean working area



This product is also available as tesa® Precision Mask® 4334 on page 6.

### Dimensions and packaging

m:mm	33:550	33:1400	33:2100	17:2600
Rolls IP/PU	8/64	8/32	8/32	8/32
PU/Pallet	24	24	20	20





## tesa Easy Cover® Precision Standard Paper 4401

**Mask and protect skirting boards, window sills and door frames**



- › Clean paint edges
- › Transparent and easy to reposition
- › Residue-free removal for up to 3 months indoor and 4 weeks outdoor
- › Suitable for airless applications



- Where?** Smooth and lightly textured surfaces
- Why?** Thin, flat paper backing guarantees great results and residue-free removal
- Result** Sharp paint and varnish edges

### Dimensions and packaging

m:mm	25:180	25:300
Rolls IP/PU	~25	~20
PU/Pallet	72	48



## tesa Easy Cover® Spray 4451

**Fast masking protection for spray applications**



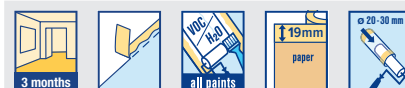
- › Double taped for efficient and secure masking
- › Residue-free removal for up to 3 months indoor and 4 weeks outdoor
- › Suitable for airless applications



- Where?** Handrails, window sills, door frames, stair stringers and skirting boards
- Why?** Time-saving large-area masking and protection in one step
- Result** Flush and precise paint edges

### Dimensions and packaging

m:mm	25:200
Rolls IP/PU	10/20
PU/Pallet	48



## tesa Easy Cover® Paper

4364

### Large-area masking and protection for painting and spray painting



- Specially coated paper binds paint and varnishes
- Combination of special high-quality paper and tesa® Masking Tape



**Where?** Smooth and lightly textured surfaces

**Why?** This 2-in-1 solution enables time-saving large-area masking and protection in one step.

**Result** Clean paint and varnish edges, reliable binding of paint to the protective paper



Also available as  
Painter's Tape tesa®  
4348 on page 9

#### Dimensions and packaging

m:mm	25:180	25:300
Rolls IP/PU	10/40	10/20
PU/Pallet	36	24



## tesa Easy Cover® Universal

4368

### Fast, large-area protection with clean paint edges



- tesa® Painter's Tape quality
- Secure hold due to 19 mm wide adhesive strip
- Embossed film for secure binding of paints



**Where?** Smooth and lightly textured surfaces

**Why?** This 2-in-1 solution enables time-saving large-area masking and protection in one step.

**Result** Sharp paint edges and a clean working area



Also available as  
Painter's Tape tesa®  
4348 on page 9.

#### Dimensions and packaging

m:mm	33:550	33:1400	33:1800	33:2100	17:2600
Rolls IP/PU	10/60	10/20	10/20	10/20	10/20
PU/Pallet	24	36	36	36	36















# MASKING & PROTECTION OUTDOORS

Our weather resistant, robust tapes and protective films enable you to work faster and cleaner – complete with residue-free removal. Also perfect for reliable protection of plaster and facades!



## Which tape does what outdoors?

	Product number	Adhesion to smooth surfaces	Adhesion to rough surfaces	Quality of the paint edge Hand tearability	UV-resistance (outdoors)	Page
	4440 tesa® Precision Mask Outdoor UV PLUS	■ ■ ■	■ ■	■ ■ ■ ■ ■ ■ ■ ■ ■ ■	26 weeks	18
	4363 tesa® Plastering Cloth Tape UV	■ ■ ■ ■	■ ■	■ ■ ■ ■ ■ ■	3 weeks	19
	4621 tesa® Multi-purpose Outdoor Cloth Tape	■ ■ ■	■ ■	■ ■ ■ ■ ■ ■ ■ ■ ■ ■	8 weeks	19
	4373 tesa Easy Cover® UV Extra Strong	■ ■ ■ ■	■ ■ ■ ■	■ ■ —	8 weeks	20
	4369 tesa Easy Cover® UV	■ ■ ■ ■	■ ■	■ ■ —	3 weeks	20
	4843 tesa® Premium Plastering Tape Orange	■ ■	■ ■	■ ■ ■ ■ ■ ■ ■ ■ ■	2 weeks	21
	4845 tesa® PE Plastering Tape	■ ■ ■	■	■ ■ ■ ■ ■ ■ ■	12 weeks	21
	67001 tesa® s-PVC Plastering Tape Embossed	■ ■ ■	■	■ ■ ■ ■ ■ ■ ■ ■ ■ ■	6 weeks	22
	60399 tesa® s-PVC Plastering Tape Standard, Smooth	■ ■ ■	■	■ ■ ■ ■ ■ ■ ■ ■ ■	2 weeks	23
	4836 tesa® Double-Sided Masking Tape	■ ■ ■	■	■ ■ ■ ■ ■ ■ ■ ■ ■	6 weeks	23

■ OK   ■ ■ Good   ■ ■ ■ Outstanding   ■ ■ ■ ■ First-class   ■ ■ ■ ■ ■ Perfect

Perfect painting and varnishing results







CAN BE USED  
OUTSIDE FOR  
6 MONTHS

- › Thin, tear-resistant specialty paper
- › Supple and reliable
- › Semi-transparent for exact positioning
- › UV-resistant for 26 weeks
- › For door and window frames as well as shutters
- › Surfaces such as PVC (including old PVC), glass, aluminium, anodised aluminium, wood and lightly textured surfaces (e.g. mortar and grout)



- Where?** Smooth and lightly textured surfaces
- Why?** Highly weatherproof and UV-resistant adhesive and backing material
- Result** Easy removal without unwanted tearing

Dimensions and packaging				
m:mm	50:19	50:25	50:38	50:50
Rolls IP/PU	8/48	6/36	4/24	3/18
PU/Pallet	80	80	80	80
   				

## tesa® Plastering Cloth Tape 4363

### Reliable protection of valuable surfaces



- UV-resistant for 3 weeks
- Strong adhesion even on rough surfaces
- Easy to tear by hand
- Waterproof and usable from 5 °C
- Easy to remove
- Mesh: 65 threads/inch<sup>2</sup>



**Where?** Smooth and sensitive surfaces such as window frames and facade elements

**Why?** Perfect protection of sensitive surfaces, e.g. in construction work

**Result** Well-protected surfaces



Also available as tesa Easy Cover® 4369 on page 20.


Dimensions and packaging

m:mm	25:38	25:50
Rolls IP/PU	6/36	6/24
PU/Pallet	30	36
Colours	■	■



## tesa® Multi-purpose Outdoor Cloth Tape 4621

### Easy masking for plaster work and various applications



- UV-resistant for 8 weeks
- Residue-free removable from many surfaces inc. wooden floors and concrete
- Usable at temperatures up to +90 °C
- Tearable by hand lengthways and crossways
- Mesh: 100 threads/inch<sup>2</sup>



**Where?** On all surfaces such as facades, walls, floors and cables

**Why?** Clean edges for painting and plastering indoors and outdoors

**Result** Clean plaster work indoors and outdoors

Dimensions and packaging

m:mm	25:50	50:50
Rolls IP/PU	1/30	1/36
PU/Pallet	45	36
Colours	■	■



## tesa Easy Cover® UV Extra Strong 4373

### 2-in-1 solution for masking and protecting in one step



- Particularly robust thanks to the combination of extra strong LDPE film and durable cloth tape
- Crystal-clear, supple film suitable for tempered and UV-coated windows
- UV-resistant for 8 weeks
- Mesh: 70 threads/inch<sup>2</sup>

**CAN BE USED  
OUTSIDE FOR  
8 WEEKS**



- Where?** Components such as windows and facade elements
- Why?** Optimal combination of an especially thick, transparent film with premium protective cloth tape
- Result** Reliably protected surfaces even in the event of heavy use

#### Dimensions and packaging

m:mm	12:550	12:1400	12:2600
Rolls IP/PU	8/64	8/32	8/32
PU/Pallet	18	15	9



## tesa Easy Cover® UV 4369

### Efficient masking and covering of large areas for external plaster work



- Highly resilient thanks to robust, embossed HDPE film and UV-resistant cloth tape
- Suitable for spray plaster applications
- For use with all paint types
- UV-resistant for 3 weeks
- Mesh: 65 threads/inch<sup>2</sup>



- Where?** Components such as windows and facade elements
- Why?** This practical 2-in-1 solution ensures stable protection outdoors while minimising working steps
- Result** Reliably protected surfaces, even after thick or multiple coatings



Also available as tesa® 4363 Plastering Cloth Tape UV on page 19.

#### Dimensions and packaging

m:mm	14:550	14:1100	14:1400	14:1800	14:2100	14:2600
Rolls IP/PU	8/64	8/64	8/32	8/32	8/32	8/32
PU/Pallet	15	15	15	15	15	15





## tesa® Premium Plastering Tape Orange 4843

Protection for painting, stucco and plastering work – even in cold weather



- UV-resistant for 2 weeks
- Can be used at temperatures  $\geq 0^{\circ}\text{C}$
- Resistant to acids and other chemicals
- Very good curve adhesion (indoors and outdoors)
- Very good conformability



**Where?** Smooth and lightly textured surfaces

**Why?** Insensitive to moisture and resistant to cold, weak alkalis and acids as well as many chemicals

**Result** Reliably protected surfaces

### Dimensions and packaging

m:mm	33:50
Rolls IP/PU	6/36
PU/Pallet	40
Colours	Orange



## tesa® PE Plastering Tape 4845

Protection for painting, stucco and plastering work – even at sub-zero temperatures



- UV-resistant for 12 weeks
- Temperature-resistant from  $-40^{\circ}\text{C}$  to  $+60^{\circ}\text{C}$
- Applicable from  $-15^{\circ}\text{C}$  to  $+30^{\circ}\text{C}$
- Polyethylene (PE) is more environmentally friendly plastic that is recyclable
- Environmentally friendly - Cleaner Production



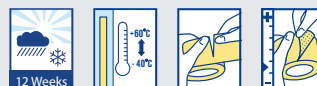
**Where?** All smooth surfaces, especially PVC windows and doors

**Why?** Insensitive to moisture and resistant to cold, weak alkalis and acids as well as many chemicals

**Result** Clean, sharp masking of plastered areas

### Dimensions and packaging

m:mm	33:50
Rolls IP/PU	6/36
PU/Pallet	40
Colours	White





## Pro Tip

### Bonding to metal and natural stone

On these surfaces, the use of adhesive tapes often leads to discolouration and unwanted residues.



#### Metal surfaces

Chemical reactions often occur after using adhesive tapes on metal surfaces, especially in combination with copper, zinc and lead. The tape may therefore only be applied for a short time. Choose a narrow adhesive tape and do not cover the entire surface.

Use a porous covering material (e.g. covering fleece) to avoid waterlogging and subsequent discoloration.

#### Anodised aluminium finishes

Removal of adhesive tape can often leave residues on anodised surfaces of inferior quality (e.g. window and door profiles, roller shutters and rails). Test the adhesive tape on a small area or perform the "ink test" beforehand: Dampen the surface with an ink-soaked rag. If ink residues remain visible after a second wiping-over, the surface is poorly sealed.

In that case, it is recommended using high-quality adhesive tapes such as tesa® 4331 or tesa® 4440.

#### Artificial and natural stone

The use of adhesive tapes is generally not recommended for these surfaces. Problems occur frequently. Cover these surfaces with porous fleece or plywood panels instead.

## tesa® s-PVC Plastering Tape Embossed 67001

### Protection during painting and plastering work



- UV-resistant for 6 weeks
- Application from +5 °C to +60 °C
- Suitable for smooth and lightly textured surfaces
- Embossed backing for straight, hand-torn edges





**Where?** Components such as windows and facade elements

**Why?** Quick and clean 90° angle tears due to embossed grooved backing

**Result** Precisely masked plaster surfaces

#### Dimensions and packaging

m:mm	33:30	33:50
Rolls IP/PU	10/60	6/36
PU/Pallet	40	40
Colours		



## tesa® s-PVC Plastering Tape Standard, Smooth 60399

Short-term protection for painting,  
stucco and plastering work



- UV-resistant for 2 weeks
- Application from +5 °C to +60 °C
- Suitable for lightly textured surfaces



- Where?** Short-term work (2 weeks) on smooth and lightly textured surfaces
- Why?** Insensitive to moisture and resistant to cold, weak alkalis and acids as well as many chemicals
- Result** Clean, sharp masking of plastered areas

### Dimensions and packaging

m:mm	33:30	33:50
Rolls IP/PU	10/60	6/36
PU/Pallet	40	40
Colours		



## tesa® Double-Sided Masking Tape 4836

Masking and protection of large areas  
outdoors



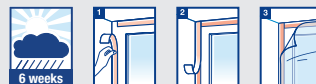
- Double-sided adhesive
- UV-resistant for 6 weeks
- Residue-free removal
- Secure hold of the protective film
- Practical, double-sided tack
- Exercise caution with old PVC, as discolouration may occur



- Where?** On window frames and other valuable components
- Why?** Allows customised masking for the protection of sensitive surfaces
- Result** Efficient masking and protection of large areas

### Dimensions and packaging

m:mm	25:25
Rolls IP/PU	12/48
PU/Pallet	32
Colours	













# REPAIRING

Weather resistant, robust, temperature-resistant – these tapes ensure optimal protection of valuable surfaces as well as quick and easy repair work of all kinds.



## Which repairing tape to use and when

	Product number	Adhesion to smooth surfaces	Adhesion to rough surfaces	Product thickness	Hand tearability	Page
	<b>4663 tesa® Premium Duct Tape</b>	■ ■ ■ ■ ■	■ ■ ■ ■	■ ■ ■ ■	■ ■ ■	26
	<b>74662 tesa® PRO Strong Duct Tape</b>	■ ■ ■ ■	■ ■ ■	■ ■ ■	■ ■ ■ ■	27
	<b>74613 tesa® PRO Duct Tape</b>	■ ■ ■	■ ■	■ ■	■ ■ ■ ■	27
	<b>4665 tesa® Outdoor Transparent Cloth Tape</b>	■ ■ ■ ■ ■	■ ■ ■	■ ■ ■	■ ■ ■	28
	<b>4668 tesa® Transparent PE-Repairing Tape</b>	■ ■ ■ ■	■ ■	■ ■	■	29
	<b>63652 tesa® Aluminium Tape Strong</b>	■ ■ ■ ■ ■	■ ■ ■	■ ■ ■	■ ■ ■ ■	29

## Fixing, fastening, sealing and bundling - a toolbox ever-present



- Very strong adhesion
- Extra tear-resistant, better removability
- Sticks to rough surfaces thanks to the thick layer of adhesive
- Mesh: 34 threads/inch<sup>2</sup>



- Where?** Rough surfaces such as brick, concrete, plaster and heavy tarpaulin
- Why?** Versatile applications: Fastening, sealing, bundling, etc.
- Result** Secure hold, even on difficult, dirty surfaces

### Dimensions and packaging

m:mm	50:48
Rolls IP/PU	-/24
PU/Pallet	24
Colours	■



## tesa® PRO Strong Duct Tape

74662

**Adhesion where other tapes do not hold**



- › Strong adhesion, also on rough surfaces
- › Easy to tear by hand
- › Easy to unroll
- › Easily tearable by hand with a straight tear-off edge
- › Mesh: 27 threads/inch<sup>2</sup>



**Where?** On smooth and textured surfaces in the construction trade, e.g. concrete and masonry (important: always perform a test adhesion)

**Why?** Outstanding adhesion, can also be used on slightly dusty surfaces

**Result** Secure adhesion

### Dimensions and packaging

m:mm	50:50
Rolls IP/PU	–/24
PU/Pallet	32
Colours	■ ■



## tesa® PRO Duct Tape

74613

**Applications such as fastening, sealing, marking, bundling**



- › Good adhesion
- › Easily torn by hand
- › Versatile
- › Water-repellent
- › Mesh: 27 threads/inch<sup>2</sup>



**Where?** On smooth and lightly textured surfaces in the construction trade, e.g. concrete and masonry (important: always perform a test adhesion)

**Why?** Fastening and joining of covering and protective materials. For bundling and marking

**Result** Secure, reliable hold

### Dimensions and packaging

m:mm	50:50
Rolls IP/PU	–/24
PU/Pallet	32
Colours	■ ■



## Pro Tip

### The perfect peel

Four factors contribute to perfect removal:

- 1. The right angle** Always pull at an acute angle to the surface. Ideally at a 45° angle. The larger the angle, the higher the risk of residues remaining on the surface.
- 2. The right speed** Never pull off suddenly! Work slowly and steadily to minimise the risk of tearing or leaving behind adhesive residues.
- 3. The right ambient temperature** The surface temperature should be at least 5 °C, otherwise the backing material and adhesive will become brittle. This increases both the tape's tendency to tear and the risk of adhesive residues.
- 4. The right time** Ideally immediately after the paint has set, but before it has fully dried.



Ideal trigger angle



Critical: Angle is too large.  
Risk of adhesive residues.



## tesa® Outdoor Transparent Cloth Tape 4665

### Long-term, weather resistant fastenings



- > Very strong adhesion
- > Transparent
- > Weather and UV-resistant for up to 12 months
- > Odourless



**Where?** Smooth and lightly textured surfaces

**Why?** The transparent tape is nearly invisible and extremely robust

**Result** Durable and weather resistant bonds

#### Dimensions and packaging

m:mm	25:48
Rolls IP/PU	6/24
PU/Pallet	48
Colours	□





## tesa® Transparent PE- Repairing Tape 4668

### Repairs of transparent surfaces and surface protection



- Highly resistant to weathering and aging
- Ideal for connecting construction tarpaulins and films
- Designed especially for the bonding of LDPE films
- UV-resistant for 8 months



- Where?** Plastics and similar surfaces
- Why?** Particularly abrasion-resistant and resistant to chemical influences
- Result** Strong, robust and nearly invisible repairs

#### Dimensions and packaging

m:mm	33:50	33:100*
Rolls IP/PU	—/18	—/12
PU/Pallet	70	48
Colours	<input type="checkbox"/>	<input type="checkbox"/>



\*without printed label

## tesa® Aluminium Tape Strong 63652

### Permanent sealing of insulation and pipes



- Suitable for permanent applications
- Extremely robust, for professional use
- Electrically and thermally conductive
- Resistant to moisture, gases, vapours and UV-radiation; flame-retardant and temperature resistant
- Temperature-resistant from -40 °C to +150 °C



- Where?** On insulation, pipes and metal surfaces
- Why?** Electrically and thermally conductive, reflects thermal radiation
- Result** Permanently sealed and insulated surfaces

#### Dimensions and packaging

m:mm	10:50	25:50	50:50	50:75
Rolls IP/PU	6/36	6/36	6/24	4/16
PU/Pallet	48	36	32	32
Colours	<input type="checkbox"/>	<input type="checkbox"/>	<input type="checkbox"/>	<input type="checkbox"/>


















# FLOOR LAYING & MOUNTING

Whether for floor and carpet laying or mounting and installation work: The following products have been specially designed for extreme precision and efficiency, whatever the requirements.

## Which tape does what in floor laying & mounting?

	Product number	Adhesive strength	Removable	Page
        	4939 tesafix® Double-Sided Tape Removable Universal	■ ■ ■	2 weeks	32
	66792 tesa® PRO Mounting Tape Ultra Strong	■ ■ ■ ■ ■	–	33
	66728 tesa® PRO Mounting Tape ACX <sup>plus</sup> MP	■ ■ ■ ■ ■	–	34
	66952 tesa® PRO Mounting Tape Mirror	■ ■ ■	–	34
	66965 tesa® PRO Mounting Tape Transparent	■ ■ ■ ■	–	35
	66751 tesa® PRO Mounting Tape Outdoor	■ ■ ■ ■ ■	–	35
	66714 tesa® PRO Mounting Tape Narrow	■ ■ ■	–	36
	66743 tesa® PRO Mounting Tape Wallpaper & Plaster	■ ■ ■ ■	–	36
	66958 tesa® PRO Mounting Tape Universal	■ ■	–	37
	Product number	Adhesive strength	Cleaning Power	Page
   	60020/21 tesa® Spray Glue Permanent	■ ■ ■	–	38
	60022 tesa® Spray Glue Extra Strong	■ ■ ■ ■ ■	–	38
	60040 tesa® Industrial Cleaner	–	■ ■ ■ ■ ■	39
	60042 tesa® Adhesive Remover	–	■ ■ ■	39

■ OK   ■ ■ Good   ■ ■ ■ Outstanding   ■ ■ ■ ■ First-class   ■ ■ ■ ■ ■ Perfect



# tesa® Universal Double-Sided Removable 4939

Powerful adhesion of carpets for e.g. trade fairs and exhibitions



- Hand-tearable
- Nearly residue-free removal
- Differential adhesion



**Where?** For use on all common floors, except natural/artificial stone and PVC coverings

**Why?** High initial adhesion, removable nearly residue-free for up to 14 days

**Result** Securely fixed carpets and floorings

## Dimensions and packaging

m:mm	10:50	25:50
Rolls IP/PU	6/36	6/24



Clean



## Pro Tip

### Drill-free mounting

Thanks to the mounting tapes from tesa®, you can dispense with drill, rawlplugs and screws and avoid damage to hanging surfaces.

Applying the mounting tapes is simple and easy: After four quick steps, your objects can enjoy a firm, reliable hold!




Clean the surface with denatured alcohol or window cleaner to remove dust and grease. Wait for the surface to dry before applying the mounting tape.



Apply each strip of tape vertically to the object.



Press down firmly with your fingers: Optimum adhesive strength is reached after five seconds of pressure.



Remove the protective film from the adhesive surface. Note: Please do not touch the exposed adhesive surfaces as this may affect the performance of the adhesives.

### For heavy objects



- > Ultra-strong hold of up to 10 kg per 10 cm of tape
- > For flat objects up to 10 mm thick
- > Ideal both indoors and outdoors\*
- > Quick attachment with no waiting time

**EXTREMELY STRONG**

- Where?** On tiles, painted wood and most plastics
- Why?** The strongest double-sided adhesive tape from tesa®
- Result** Reliable hold even for heavy objects

Dimensions and packaging		
m:mm	1.5:19	5:19
Rolls IP/PU	12/72	10/60



\*Not UV-resistant; no direct contact with water

## tesa® PRO Mounting ACX<sup>plus</sup> MP 66728

### For high-end adhesion




- › Industrial quality: Acrylate foam with "ACX<sup>plus</sup> MP" technology
- › Sealing function with protection against dust and moisture
- › Withstands temperature changes and temperatures from 5 to 200 °C
- › Resistant to moisture, (certain) chemicals, plasticisers and UV light



- Where?** For mounting of materials with different surface properties
- Why?** Secure and permanent adhesion due to viscoelasticity
- Result** Powerful, durable bonds

#### Dimensions and packaging

m:mm	1.5:19	5:19
Rolls IP/PU	10/60	10/60



## tesa® PRO Mounting Mirror 66952

### For mirrors and flat objects



- › Long-term adhesion of mirrors (up to 70 × 70 cm and 4 mm thick)
- › Adheres to tiles, painted wood, veneer, glass, steel and many metals and plastics
- › Also bonds rough with smooth surfaces



- Where?** Ideal for bathrooms and similarly humid rooms
- Why?** Resistant to aging and moisture
- Result** Strong hold, including on tiles and glass

#### Dimensions and packaging

m:mm	1.5:19	5:19	10:19
Rolls IP/PU	12/72	16/96	16/96





## tesa® PRO Mounting Transparent 66965

### Near invisible attachment



- Transparent, double-sided adhesive tape
- Strong and extra thin: only 0.2 mm thick
- Long-term temperature resistance up to 100 °C
- Ideal for smooth surfaces such as glass or tiles



- Where?** For flat objects indoors and outdoors
- Why?** Resistant to moisture, plasticisers and UV light
- Result** Impressive, nearly invisible adhesion

#### Dimensions and packaging

m:mm	1.5:19	5:19	25:19
Rolls IP/PU	12/72	12/72	8/48



## tesa® PRO Mounting Outdoor 66751

### For outdoor installations



- Double-sided tape for secure attachments outdoors
- Adheres to tile, metal and most plastics
- Strong and weather resistant



- Where?** Outdoors
- Why?** Waterproof, UV and temperature-resistant
- Result** Strong adhesion of up to 1 kg per 10 cm of tape

#### Dimensions and packaging

m:mm	1.5:19	5:19
Rolls IP/PU	12/72	10/60





## tesa® PRO Mounting Slim 66714

For cable ducts and decorative trims



- Only 9 mm wide
- Strong hold on both sides
- Partially conformable to the surface



**Where?** On various indoor surfaces

**Why?** At only 9 mm wide, ideal for floor slabs or cable ducts

**Result** Fast, permanent hold

Dimensions and packaging	
m:mm	2x5:9
Rolls IP/PU	10/60

## tesa® PRO Mounting Wallpaper & Plaster 66743

For textured, sensitive surfaces



- Professional mounting tape for wallpaper & plaster
- Permanent hold on textured surfaces
- For flat objects up to 10 mm thick



**Where?** On textured, sensitive surfaces

**Why?** Specially designed adhesive tape structure evens out irregularities

**Result** Perfect hold on plaster and wallpaper (except vinyl and textile wallpapers)

Dimensions and packaging		
m:mm	1.5:19	5:19
Rolls IP/PU	10/60	10/60



## Pro Tip

### Optimal storage

Even when not in use, you can ensure that your adhesive tapes will be able to perform their best. Proper storage maintains quality. Important aspects: Storage temperature and duration.



Choose your product taking into consideration the following points:

- Adhesive tapes age much faster at higher storage temperatures. They should not, for example, be stored behind windscreens. High temperatures cause damage such as degradation of the adhesive, which can lead to increased adhesive residue upon removal.
- Adhesive tapes that have been stored too long or incorrectly can easily damage the surfaces to which they are applied.
- If rolls of adhesive tape are too warm or cold for application after storage, care should be taken to allow their temperature to adjust to the ambient temperature (10 – 20 °C) before use. This is particularly important for applications during frost or high temperatures.

tesa® PRO Mounting  
Universal

66958

All-rounder for indoor use



- › Double-sided mounting tape with foam backing
- › For lighter objects such as imitation stucco and skirting boards
- › Evens out slightly rough surfaces
- › Hand-tearable



**Where?** On smooth and lightly textured surfaces

**Why?** Conformable foam backing with good shear strength

**Result** Reliable hold for lighter objects

#### Dimensions and packaging

m:mm	1.5:19	5:19
Rolls IP/PU	12/72	8/48



## tesa® Spray Glue Permanent 60020/21

Versatile, for permanent adhesion



- › Fast and precise adhesion of large areas
- › Fast-drying, moisture-resistant
- › Resistant to mechanical and thermal stress



**Where?** On many materials, e.g. paper, cardboard, felt, fabric, films, foils, wood, leather etc.

**Why?** Strong, economical adhesion due to easy dosing

**Result** Strong, durable bonds

Dimensions and packaging

ml	300	500
Pieces IP/PU	~12	~12



## tesa® Spray Glue Extra Strong 60022

Extra strong adhesion on rough and uneven surfaces



- › Strong bonds and good temperature resistance
- › Good adhesion on non-polar surfaces
- › Adjustable spray widths
- › Thick adhesive stripe with minimal excess atomisation



**Where?** On many materials, e.g. plastic, insulation, vinyl, imitation leather, carpet and rubber

**Why?** The vario nozzle allows regulated spray both vertically and horizontally

**Result** Especially strong, permanent bonds

Dimensions and packaging

ml	500
Pieces IP/PU	~12



## tesa® Industry Cleaner 60040

### Cleaning and preparation of surfaces before adhesion



- › Smells pleasant, evaporates without leaving any residue
- › Dissolves stubborn soiling such as wax, oil, grease and silicone residues



**Where?** Glass, metal surfaces (e.g. machine parts)  
plastics (check for tolerance before use)

**Why?** The spray can be applied to hidden, hard-  
to-reach places

**Result** Clean surfaces

#### Dimensions and packaging

ml	500
Pieces IP/PU	–/12



## tesa® Adhesive Remover 60042

### Removal of adhesive residues



- › Smells pleasant, evaporates without leaving any residue
- › Reliably removes residues from e.g. labels and adhesive  
tapes as well as grease, tar, resin and other soiling



**Where?** Glass, metal and plastic surfaces

**Why?** Excellent cleaning of machines and many  
other surfaces

**Result** Reliable removal of the most stubborn  
adhesive residues

#### Dimensions and packaging

ml	200
Pieces IP/PU	–/12













# MARKING & INSULATION

It's essential to mark and secure working areas and hazard zones. Our solutions are quick and impossible to overlook.

## Which tape does what in marking & insulation?

	Product number	Adhesive strength	Abrasion Resistance	Product thickness	Page
	60950-53 tesa® Anti-Slip Tapes	■■■■■	■■■■■	■■■■■	42
	4169 tesa® Marking Tape Permanent	■■■■■	■■■■■	■■■	42
	60760 tesa® Marking Tape Temporary	■■■■	■■■	■■■	43
	4600 tesa® Xtreme Conditions	—	—	■■■■■	43
	53988 tesaflex® Electrical Insulation Tape, VDE/IEC	■■■■	—	■■■	44
	60077 tesa® Vapour Barrier Tape	■■■■■	—	■■■■■	44

## tesa® Anti-Slip Tapes 60950/51/52/53

### For the non-slip finishing of treads



- Resistant to UV, temperature, (salt) water and detergents
- Particularly abrasion-resistant, durable and robust
- Excellent hold



**Where?** On steps, ladders, ramps etc.

**Why?** Anti-slip adhesive tapes guarantee a safe step where there is a risk of slipping

**Result** Non-slip, colour-marked treads

Dimensions and packaging						
Item	60950		60951	60952	60953	
m:mm	15: 25	15: 50	15:100	15: 50	15: 25	15: 25
Rolls IP/PU	6/36	3/18	3/9	3/18	6/36	6/36
Colours	■	■	■	■	■	■*

\*Fluorescent

## tesa® Marking Tape Permanent 4169

### High-quality, robust and durable floor markings



- High adhesive strength, UV and weather resistant
- Sturdy and robust PVC carrier, forklift-safe
- Can be used as floor marking or warning tape, depending on colour choice



**Where?** Smooth and lightly textured floors, such as transportation routes and play areas

**Why?** Fast, visible demarcation of indoor and outdoor work areas

**Result** Reliable, stable floor markings

Dimensions and packaging	
m:mm	33:50
Rolls IP/PU	6/36
Colours	■ ■ ■ ■ ■ ■ ■

0,18 mm



## tesa® Marking Tape Temporary 60760

### Floor marking and hazard identification









- › Excellent adhesion
- › Robust PVC tape with high abrasion resistance
- › Hand-tearable
- › Can be used as floor marking or warning tape, depending on colour choice



- Where?** Smooth and lightly textured surfaces
- Why?** Easily visible hazard markings on mobile and stationary objects
- Result** Stable markings for a high level of safety in working areas

#### Dimensions and packaging

m:mm	33: 50
Rolls IP/PU	6/36
Colours	     



## tesa® Xtreme Conditions 4600

### Fast repair of leaks and insulation of lines







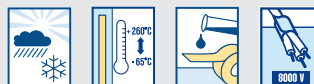
- › Instant hermetic sealing
- › Self-welding
- › Dielectric strength: 8,000 volts
- › Can also be used under water
- › Extremely resistant to chemicals and liquids, UV-radiation and high/low temperatures



- Where?** Various blunt surfaces, including oily, dirty or wet surfaces
- Why?** The flexible silicone tape fits to surfaces perfectly
- Result** Permanent, absolutely secure seals


#### Dimensions and packaging

m:mm	3: 25	10: 25	10: 50
Rolls IP/PU	–/16	–/7	–/3
Colours	 		



## tesaflex® Electrical Insulation VDE/IEC 53988

### Electrical installation and repair work



- › High breakdown voltage: up to 7,000 volts
- › Temperature resistant up to 90 °C
- › Available in nine different colours
- › Certificates: IEC 60454-3-1, VOC and others



**Where?** On all common cable materials and steel – even at low temperatures

**Why?** Thick backing material, high flexibility and excellent adhesive performance

**Result** Safe insulation of cables of all kinds, clear markings and strong cable bundles


#### Dimensions and packaging

m:mm	10:15	10:19	20:19	25:19	33:19	25:25	25:50
Rolls IP/PU	10/250	10/250	10/200	10/200	10/200	10/200	4/64
Colours							



## tesa® Vapour Barrier Tape 60077

### For vapour barriers, overlaps, joints and seams



- › Extremely high adhesion
- › Extremely resistant to aging
- › Simple, efficient and time-saving to use
- › Certified according to Emicode EC1+, DIN 4108, RI.SE (P-Mark) and SINTEF



**Where?** On most vapour barrier films for new construction or roof renovation

**Why?** For the permanent sealing of overlaps, joints, etc.

**Result** Secure, long-lasting bonds

#### Dimensions and packaging

m:mm	50:50
Rolls IP/PU	–/12
Colours	



# TECHNICAL SPECIFICATIONS

## Masking & protection indoors

Product number	Product title	Product thickness	Adhesion to steel	Elongation at break	Tear strength
4334	tesa® Precision Mask PLUS	90 µm	1.8 N/cm	4 %	30 N/cm
4333	tesa® Precision Mask Sensitive	80 µm	0.5 N/cm	5 %	32 N/cm
4338	tesa® Rough Surface Masking	145 µm	3.5 N/cm	13 %	43 N/cm
4348	tesa® Painter's Tape	140 µm	3.3 N/cm	10 %	36 N/cm
4331	tesa® Silicone Masking Tape	110 µm	4.0 N/cm	100 %	53 N/cm
4319	tesa® Masking Tape for Curves	375 µm	4.5 N/cm	58 %	28 N/cm
60101	tesa® Fibreglass Tape	185 µm	0.5 N/cm	5 %	50 N/cm
4365	tesa Easy Cover® Precision PLUS	90 µm	1.8 N/cm	4 %	30 N/cm
4401	tesa Easy Cover® Precision Standard Paper	90 µm	1.7 N/cm	4 %	30 N/cm
4451	tesa Easy Cover® Spray	90 µm	1.7 N/cm	4 %	30 N/cm
4368	tesa Easy Cover® Universal	140 µm	3.4 N/cm	10 %	38 N/cm
4364	tesa EasyCover® Paper	140 µm	3.4 N/cm	10 %	38 N/cm
4323	tesa® General Purpose Masking Tape	125 µm	3.0 N/cm	10 %	33 N/cm
4325	tesa® Standard Masking Tape	120 µm	2.6 N/cm	10 %	33 N/cm

## Masking & protection outdoors

4440	tesa® Precision Mask Outdoor UV PLUS	110 µm	1.8 N/cm	5 %	35 N/cm
4363	tesa® Plastering Cloth Tape UV	310 µm	3.6 N/cm	11 %	60 N/cm
4621	tesa® Multi-purpose Outdoor Cloth Tape	126 µm	3.0 N/cm	22 %	54 N/cm
4373	tesa Easy Cover® UV Extra Strong	310 µm	4.4 N/cm	10 %	60 N/cm
4369	tesa Easy Cover® UV	310 µm	3.6 N/cm	11 %	60 N/cm
4843	tesa® Premium Plastering Tape Orange	122 µm	1.2 N/cm	200 %	23 N/cm
4845	tesa® Professional PE Plastering Tape	120 µm	2.1 N/cm	360 %	15 N/cm
67001	tesa® s-PVC Plastering Tape Embossed	130 µm	1.6 N/cm	130 %	22 N/cm
60399	tesa® s-PVC Plastering Tape Standard, Smooth	120 µm	2.0 N/cm	170 %	22 N/cm
4836	tesa® Double-Sided Masking Tape	130 µm	3.0 N/cm	–	30 N/cm

## Repairing

4663	tesa® Premium Duct Tape	290 µm	4.8 N/cm	18 %	50 N/cm
74662	tesa® PRO Strong Duct Tape	215 µm	8 N/cm	19 %	40 N/cm
74613	tesa® PRO Duct Tape	175 µm	8 N/cm	13 %	40 N/cm
4665	tesa® UV Cloth Tape	215 µm	9.0 N/cm	27 %	43 N/cm
4668	tesa® PE Repairing Tape	140 µm	3.4 N/cm	500 %	20 N/cm
63652	tesa® Aluminium Tape Strong	90 µm	9.0 N/cm	6 %	40 N/cm

## Floor laying & mounting

4939	tesafix® Double-Sided Tape Removable Universal	235 µm	5.0 / 7.5 N/cm*	40 %	50 N/cm
66792	tesa® PRO Mounting Tape Ultra Strong	1150 µm	15 N/cm	–	–
66728	tesa® PRO Mounting Tape ACX <sup>plus</sup> MP	800 µm	27 N/cm	–	–
66952	tesa® PRO Mounting Tape Mirror	1150 µm	6.5 N/cm	200 %	10 N/cm
66965	tesa® PRO Mounting Tape Transparent	205 µm	11.5 N/cm	50 %	20 N/cm
66751	tesa® PRO Mounting Tape Outdoor	1140 µm	12 N/cm	500 %	–
66714	tesa® PRO Mounting Tape Narrow	1000 µm	13.5 N/cm	180 %	10 N/cm
66743	tesa® PRO Mounting Tape Wallpaper & Plaster	1350 µm	25 N/cm	–	–
66958	tesa® PRO Mounting Tape Universal	1050 µm	4.0 N/cm	200 %	7 N/cm

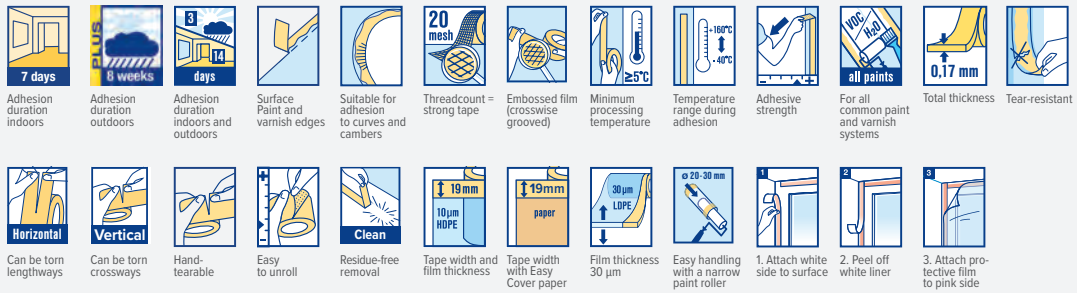
## Marking & insulation

60950–53	tesa® Anti-Slip Adhesive Tapes	720 µm	5.8 N/cm	25 %	–
4169	tesa® Marking Tape Permanent	180 µm	1.8 N/cm	200 %	30 N/cm
60760	tesa® Marking Tape Temporary	150 µm	2.0 N/cm	220 %	33 N/cm
4600	tesa® Xtreme Conditions	500 µm	–	750 %	33 N/cm
53988	tesaflex® Electrical Insulation Tape, VDE/IEC	150 µm	2.5 N/cm	240 %	25 N/cm
60077	tesa® Vapour Barrier Tape	290 µm	12 N/cm	–	–



# ALL ICONS AT A GLANCE

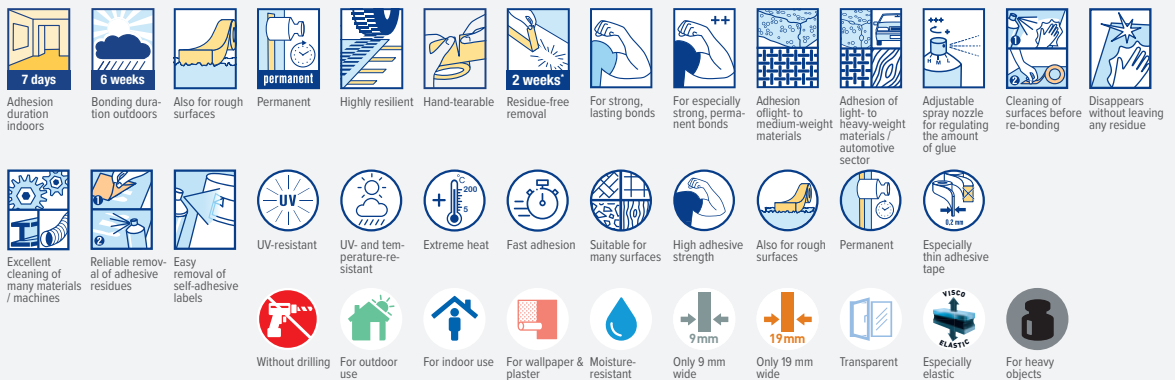
## Masking & protection indoors and outdoors



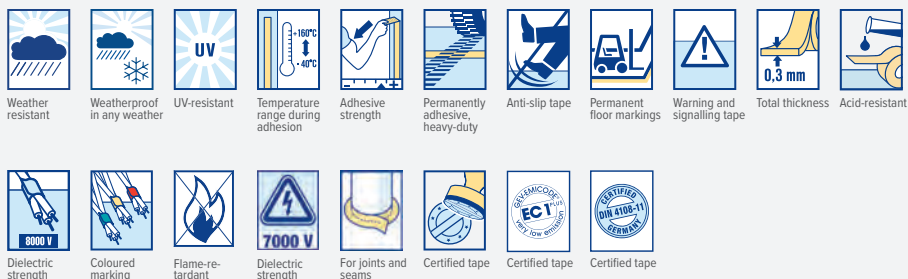
## Repairing



## Floor laying & mounting



## Marking & insulation



\* First value = adhesive strength to the floor surface (open side)  
Second value = adhesive strength to the floor covering (side with release paper)  
The differing adhesive strength ensures that the adhesive can be removed from the floor surface.

**tesa® PROFESSIONAL**

# YOUR NAVIGATION SYSTEM FOR THE ASSORTMENT

Whether in the catalogue, on the products or on the shelf – our colour code is always the same.

So you can find the right tape even faster.

## Visible

**Crowner and sidewall:**

- Can be seen from afar
- Easily recognisable

## Informative

**The side flaps:**

- Display important product advantages
- Offer an overview of the assortment

## Organised

**The navigation strip:**

- Leads the eye
- Helps with fast product location



Optimal professional solutions

UV-stability

High adhesive strength

Weather resistant materials

Razor-sharp paint edges

Best name-brand quality

Reliable surface protection

Perfect results

Temperature resistance



## THE FIRST PORT OF CALL FOR PROFESSIONALS WHO WANT THE BEST

Pressing deadline, tricky job and demanding customers: Sound familiar to you? Find the information you need in the professional portal from tesa®, so you can always make the right decision with confidence – and deliver a clean result! tesa® is your partner when it has to be perfect.

Your shortcut to the best professional knowledge: [www.tesa.co.uk/craftsmen](http://www.tesa.co.uk/craftsmen)

tesa UK  
Yeomans Drive  
Blakelands, Milton Keynes  
MK14 5LS  
Phone: +44 (0)1908 500 229  
email: [cs.uk@tesa.com](mailto:cs.uk@tesa.com)  
[tesa.com](http://tesa.com)

[tesa.co.uk/craftsmen](http://tesa.co.uk/craftsmen)